



FOR OFFICIAL USE ONLY
CROWN COPYRIGHT RESERVED

CONDITIONS OF RELEASE

1. ~~This information is released by the UK Government for Defence purposes only.~~
2. ~~This information must be accorded the same degree of security protection as that accorded thereto by the UK Government.~~
3. ~~This information may be disclosed only within the Defence Department of the recipient Government, except as otherwise authorized by the Ministry of Defence (Army)~~
4. This information may be subject to privately owned rights.

**GENERATOR SET
DIESEL ENGINE DRIVEN
4.5 kW (5.6 kVA) 240V AC,
SINGLE PHASE, 50 Hz
(AIR LOG 4169A)**

REPRINTED INCORPORATING AMDTS 1-6

ILLUSTRATED PARTS CATALOGUE

BY COMMAND OF THE DEFENCE COUNCIL

Ministry of Defence

Issued by
ARMY TECHNICAL SUPPORT AGENCY
DIRECTORATE OF TECHNICAL SERVICES

AMENDMENT RECORD

Amdt No	Incorporated By (Signature)	Date
1		8/10/99
2		3/5/02
3		3/5/02
4		1-10-03
5		12/11/03
6		11/11/04
7		
8		
9		
10		
11		
12		
13		
14		
15		
16		
17		
18		
19		
20		
21		
22		
23		
24		
25		
26		
27		
28		
29		
30		
31		

Amdt No	Incorporated By (Signature)	Date
32		
33		
34		
35		
36		
37		
38		
39		
40		
41		
42		
43		
44		
45		
46		
47		
48		
49		
50		
51		
52		
53		
54		
55		
56		
57		
58		
59		
60		
61		
62		

CONTENTS

	<u>Page</u>
<u>Preliminary material</u>	
Title page	(i)/(ii)
Amendment record	(iii)/(iv)
Contents (this page)	(v)/(vi)
Preface	(vii)
Abbreviations, symbols and annotations	(x)
<u>Chapters</u>	
1	Index of assemblies and sub-assemblies
2-1	Parts list – cover assembly
2-1-1	Parts list - Not yet issued
2-1-2	Parts list – Acoustic liner
2-3	Parts list – Engine/alternator assembly
2-3-1	Parts list – Engine assembly
2-3-2	Parts list – Alternator
2-4	Parts list – Box remote assembly
2-5	Parts list – Box fixed assembly
2-6	Parts list – Ancillaries
3	Index of NATO stock numbers
4	Index of part/drawing numbers
<u>Annex</u>	
A	Specimen of AESP Form 10

PREFACE

Sponsor :
Publication Agency : Army Scaling and Cataloguing Authority

INTRODUCTION

1 Service users should forward any comments on this publication through the channels prescribed in AESP 0100-P-011-013. An AESP Form 10 is provided at the end of this publication; it should be photocopied and used for forwarding comments on this AESP.

2 The subject matter of this publication may be affected by Defence Council Instructions (DCIs), Standing Operating Procedures (SOPs) or by local regulations. When any such Instruction, Order or regulation contradicts any portion of this publication it is to be taken as the overriding authority.

3 This Illustrated Parts Catalogue (IPC) is designed as an aid to the identification of component parts or assemblies of parts of the equipment, and to provide information necessary for demanding spares.

4 This IPC may list some or all of the parts comprising the equipment concerned, but only those parts assigned a NATO Stock Number, Service Catalogue or Reference Number will normally be available as spares. Should there be a requirement for an item not assigned a number, demands may be submitted quoting the AESP, Item Number, Figure Reference and Item Name. Where a manufacturer's reference is known, this should also be quoted.

Quantity

5 The figure in the 'Number off' column specifies the quantity for the unit (assembly, sub-assembly etc); it does not indicate the quantity to be demanded.

Demands

6 When demanding Spare Parts the following particulars must be quoted:

- 6.1 Management Code (Man Code).
- 6.2 NATO Stock Number.
- 6.3 Item name.
- 6.4 Name of Equipment for which the part is required.
- 6.5 Manufacturer's reference, if known.

NOTE

Alternatives quoted apply only to the Equipment covered by this IPC.

Modification State

7 When appropriate, a list at the front of each chapter or sub-chapter will indicate the modification numbers which have been incorporated in the IPC by amendment action, subsequent to initial issue.

Annotations

8 The following notations are used in this publication:

- 8.1 AR When appearing in the 'Number off' column indicates that the quantity is 'as required'.
- 8.2 NI (Not Illustrated) when appearing with a number in the 'Fig Item' column indicates that the item is not illustrated.
- 8.3 NP (Non-provisioned) - when appearing in the 'NATO Stock Number' column indicates that the item may be illustrated, but not available from stock as a replacement item.

- 8.4 Ref In the 'Number off' column indicates that the item is listed for reference purposes only.

Abbreviations

9 Abbreviations and symbols used in this IPC have been approved and are listed separately.

Amendments

10 Amendments to the catalogue will be published as and when necessary. They will be numbered consecutively, and the Amendment Record Sheet is to be completed for each Amendment List embodied.

11 New or amended material will be highlighted by side lining to show the extent of the amendment.

Indentations

12 Items are listed in a logical assembly/disassembly order and are indented by the 'Dot System' in which each 'dot' depicts the relationship of the item to the main assembly.

MAIN ASSEMBLY

Attaching parts for main assembly

- . FIRST LEVEL OF BREAKDOWN (Sub-assembly or detail part of main assembly)
- . Attaching part for first level
- . . SECOND LEVEL OF BREAKDOWN (Sub-sub-assembly or detail part of Sub-assembly)
- . . Attaching parts for second level
- . . . THIRD LEVEL OF BREAKDOWN (Sub-sub-sub-assembly or detail part of Sub-sub-assembly)
- . . . Attaching parts for third level

NOTES

- (1) Attaching parts for the Main Assembly are listed at the end of the text of the Main Assembly.
- (2) Catalogue numbers quoted in this catalogue will supersede any number that may have been allotted previously.

RELATED AND ASSOCIATED PUBLICATIONS

Related publications

13 The Octad for the subject equipment consists of the publications shown below. All references are prefixed with the first eight digits of this publication. The availability of the publications can be checked by reference to the relevant Group Index (see AESP 0100-A-001-013).

CATEGORIES AND INFORMATION LEVELS																				
Level	Category		1		2		3		4		5				6		7		8	
	0	0	1	2	0	1	2	1	2	3	4	0	1	1	2	1	2			
1	USER/OPERATOR		101	201			201	411	411	201	201	*	*	601	*	711	*	*	*	
2	UNIT MAINTENANCE		*	*	*		302	*	*	512	522	532	*	*		711	*	*	*	
3	FIELD MAINTENANCE		*	*	*		302	*	*	512	522	532	*	*	*	711	*	*	*	
4	BASE MAINTENANCE		*	*	*	*	*	*	*	*	*	*	*	*	*	711	*	*	*	

- | | | | |
|-----|--------------------------------|-----|-----------------------------|
| 1.0 | Purpose & Planning Information | 5.3 | Inspection Standards |
| 2.0 | Operating Information | 5.4 | Calibration Procedures |
| 2.1 | Special to Arms | 6.0 | Maintenance Schedules |
| 2.2 | Training Aids | | |
| 6.1 | Maintenance Schedules (RAF) | | |
| 3.0 | Technical Description | 7.1 | Illustrated Parts Catalogue |
| 4.1 | Installation Instructions | 7.2 | Commercial Parts List |
| 4.2 | Prep for Special Environments | 8.1 | Modification Instructions |
| 5.1 | Failure Diagnosis | | |
| | | 8.2 | General Instructions |
| 5.2 | Repair Instructions | | |

* Not published

Associated publications

14 Reference

Title

Abbreviations and symbols

A	ampere (s)
&	and
AC	alternating current
al.	aluminum
Amend	amendment
Assy	assembly
BULKHD	bulkhead
CSK HD/csk hd	countersunk head
C/O	cut-out
DC	direct current
°	degree (s)
DIA/dia	diameter
etc	etcetera
Fig.	figure
HD/hd	head
HEX	hexagonal
Hz	hertz
in.	inch
int.	internal
k	kilo
LED	light emitting diode
lg	long
lp	lamp
M(prefix)	metric (thread size)
mA	milli ampere
MAX	maximum
mm	millimeter
MCCB	micro magnetic circuit breaker
Mtg	mounting
μF	microfarad
nF	nanofarad
No.	number
+	plus
±	plus or minus
%	percent
R(suffix)	ohms

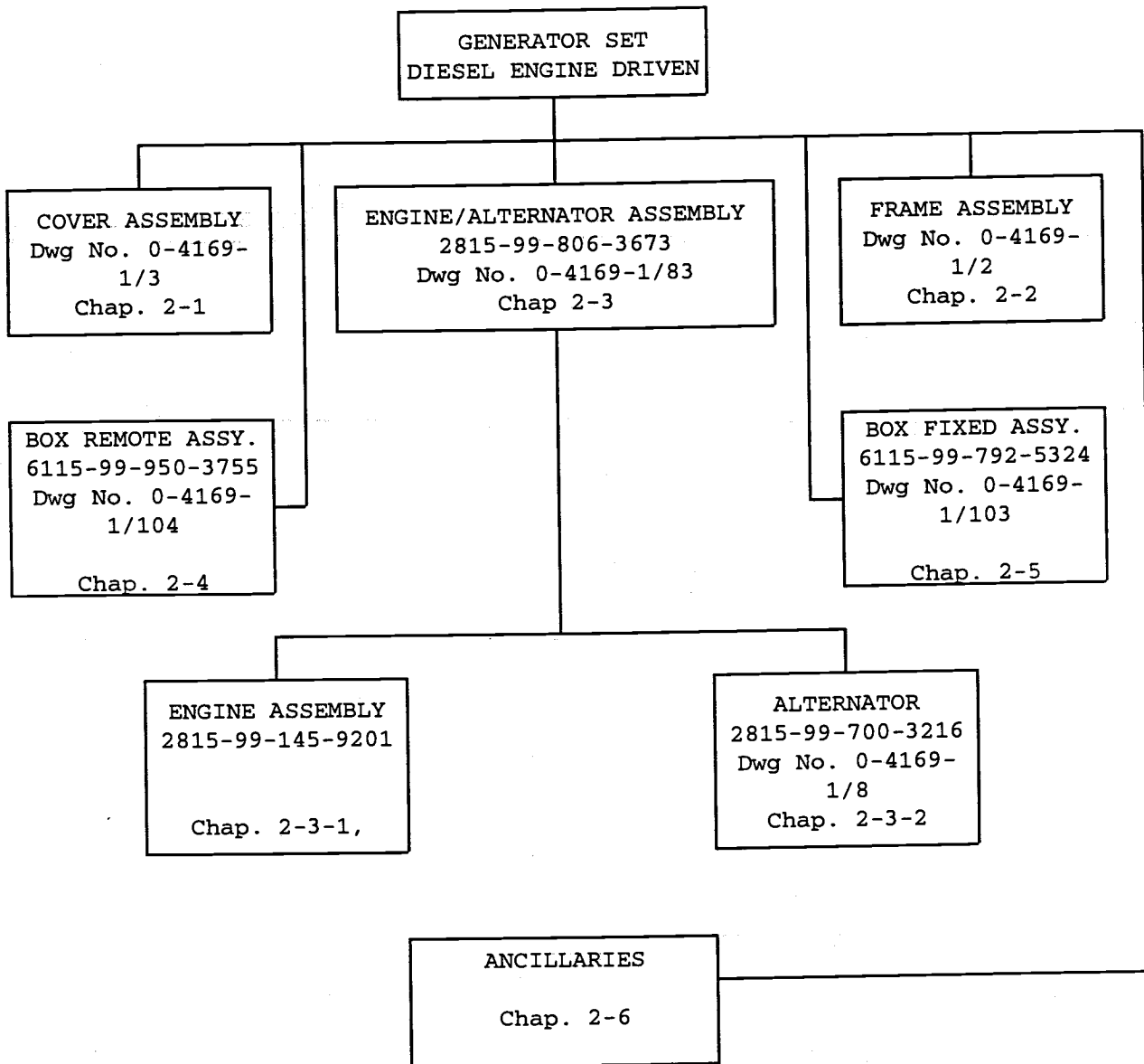
R(suffix)	ohms
REF/Ref	reference
RES	resistant
RD HD	round head
TBA	to be advised
UNC	unified course thread
UNF	unified fine thread
V	volt(s)
VA	volt ampere(s)
W	Watt(s)

Annotations

A/R	indicates quantity is as required
NI	indicates item is not illustrated
NP	indicates item is not provisioned

Chapter 1

INDEX OF ASSEMBLIES AND SUB-ASSEMBLIES



FAMILY TREE

INDEX OF MAIN ASSEMBLIES AND SUB-ASSEMBLIES

Item	Man. Code	NATO Stock No.	Item Name	Part No./ Drawing No.	Location in Chap.2 or Separate Sched. No.
1	X2	6115-99-215-6706	COVER ASSEMBLY	0-4169-1/3	2-1
2	X2	6115-99-327-9202	GENERATOR, FRAME ASSEMBLY	0-4169/1/2	2-2
3	X3	2815-99-806-3673	ENGINE/ALTERNATOR ASSEMBLY	0-4169-1/83	2-3
4	X3	2815-99-145-9201	ENGINE ASSEMBLY	REF	2-3-1
5	X2	2815-99-700-3216	ALTERNATOR	0-4169-1/84	2-3-2
6	X2	6115-99-950-3755	BOX REMOTE ASSEMBLY	0-4169-1/104	2-4
7	X2	6115-99-792-5324	BOX FIXED ASSEMBLY	0-4169-1/103	2-5
8			ANCILLARIES	REF	2-6

Chapter 2-1
PARTS LIST
COVER ASSEMBLY

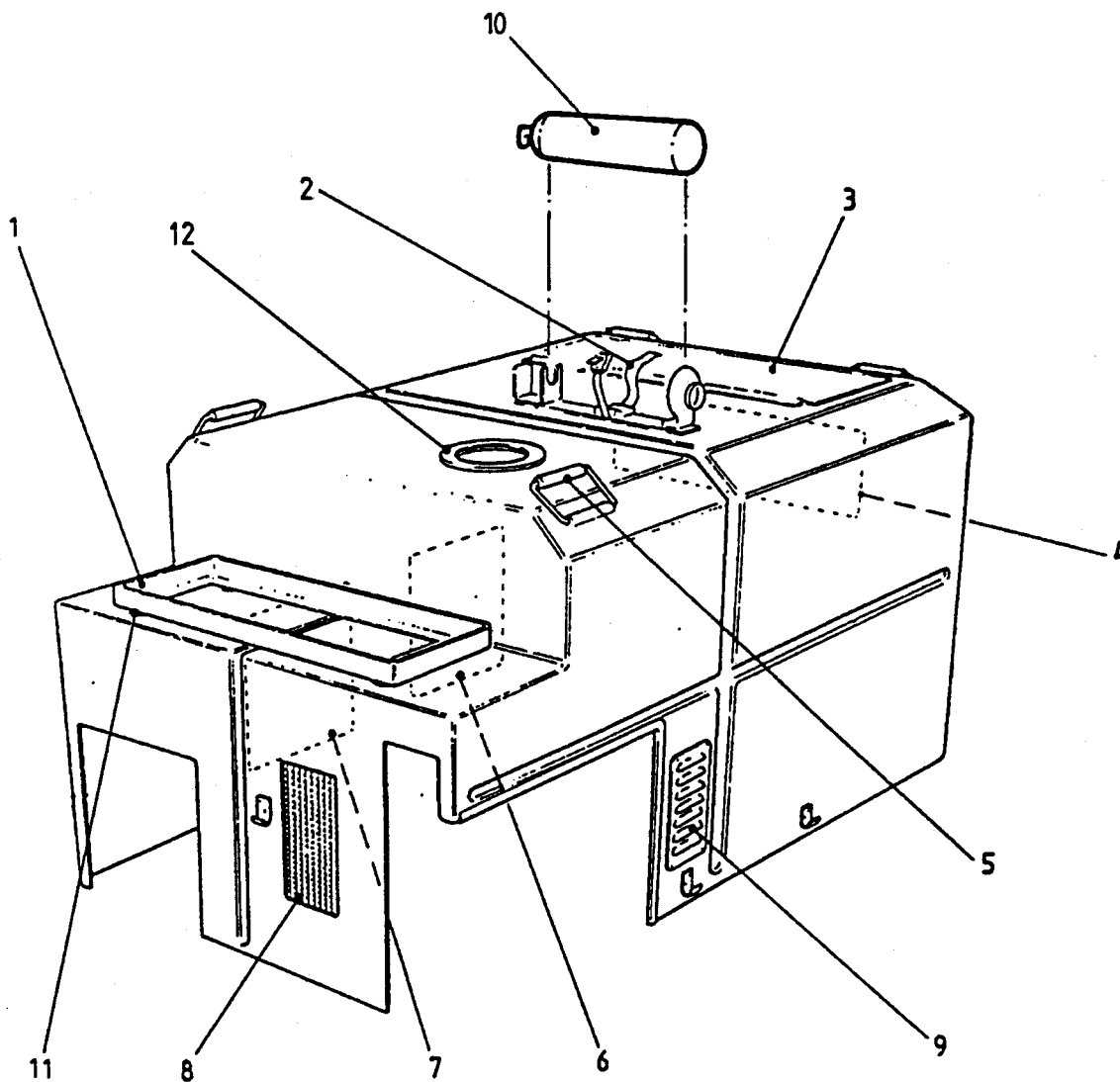


Fig.1 Cover Assembly

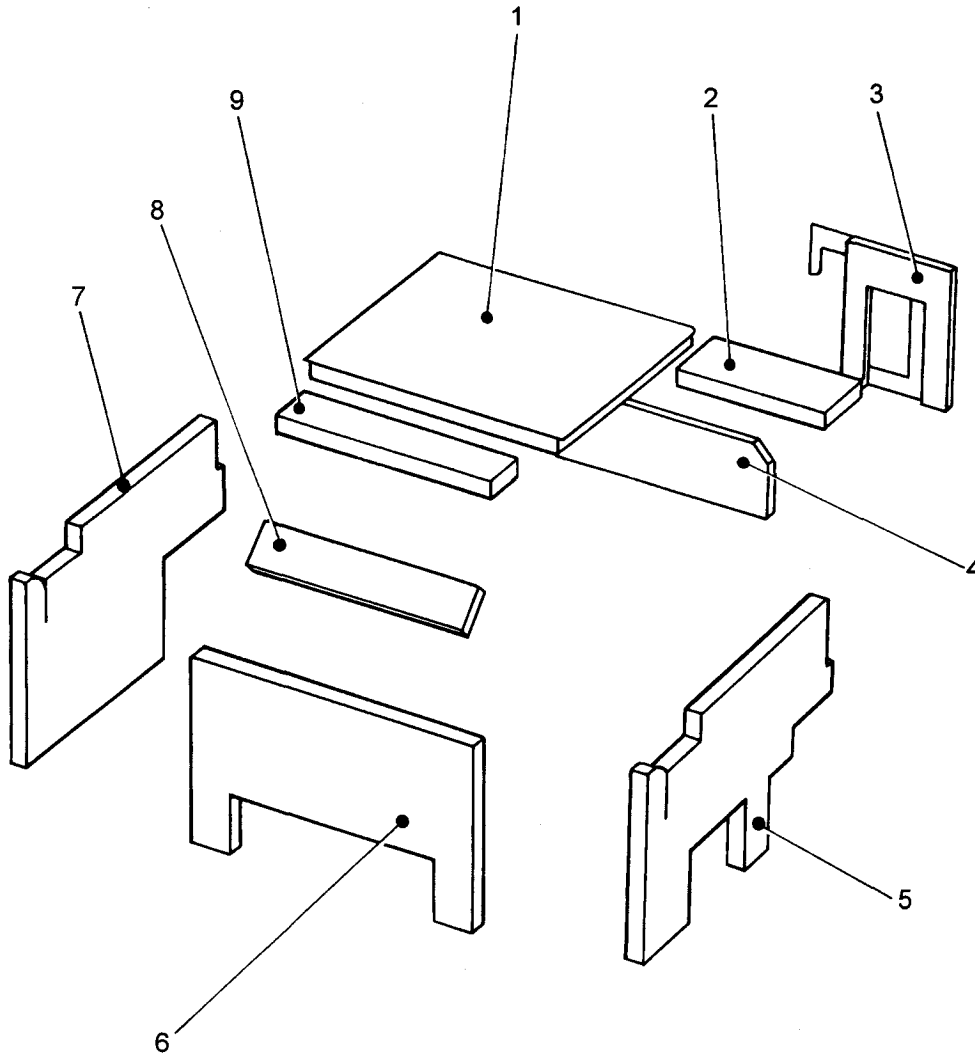
ARMY EQUIPMENT
SUPPORT PUBLICATION

6115-G-350-711

FIG 1 ITEM	DMC Army	NATO STOCK NUMBER	ITEM NAME AND DESCRIPTION	PART NO/ DRAWING NO.	NO. OFF	ANNOTATIONS
NI	X2	6115-99-215-6706	COVER ASSEMBLY	0-4169-1/3	REF	
1	X2	6115-99-663-5268	.MOUNTING TRAY, REMOTE BOX	0-4169-1/33	1	
2	6MT1	4210-99-839-9904	.BRACKET, FIRE EXTINGUISHER			
3		NP	.LID, ASSEMBLY	1-4169-1/6	1	
4		NP	.ENGINE INLET MESH	2-4169-1/6	1	
5	X2	5340-99-197-7966	.HANDLE, BAIL	380086	4	
6	X2	5340-99-957-5172	.ENGINE OIL ACCESS PANEL	1-4169-1/5	1	
7	X2	5340-99-842-1776	.EXHAUST SYSTEM ACCESS PANEL	1-4169-1/4	1	
8	X2	5335-99-623-9534	.ALTERNATOR INLET MESH	2-4169-1/15	1	
9		NP	.PANEL LOUVRED	2-4169-1/170	1	
10	6MT1	4210-99-839-9905	.FIRE EXTINGUISHER	425 TG	1	
11	X2	5340-99-660-7800	.MOUNT, RESILIENT	E1E11S 38 AC	1	
12	X2	4820-99-255-2676	.DIAPHRAGM, RUBBER	2-4169-1/87	1	
13	X2	6115-99-361-4628	.COVER, MOULDING	0-4169-1/12	1	

Chapter 2-1-1
PARTS LIST
NOT YET ISSUED

Chapter 2-1-2
PARTS LIST
ACOUSTIC LINER



V14852/1

Fig 1 Acoustic liner – exploded view

Fig 1 Item	DMC Army	NATO Stock Number	Item name and description	Part No./ Drawing No.	No. Off	Annotations
N1			Acoustic liners			
1	X2	6115-99-752-5037	Acoustic liners - top	1-4169-1/65	1	
2	X2	6115-99-854-9236	Acoustic pad	2-4169-1/71	1	
3	X2	6115-99-354-0180	Acoustic liner- rear	2-4169-1/69	1	
4	X2	6115-99-494-1620	Acoustic liner – centre	2-4169-1/70	1	
5	X2	6115-99-866-0110	Acoustic liner RH	1-4169-1/67	1	
6	X2	6115-99-336-6794	Acoustic liner – front	1-4169-1/68	1	
7	X2	6115-99-856-3595	Acoustic liner LH	1-4169-1/66	1	
8	X2	6115-99-854-6051	Acoustic pad	3-4169-1/72	1	
9	X2	6115-99-144-4961	Acoustic pad	3-4169-1/73	1	

Chapter 2-2
PARTS LIST
GENERATOR FRAME ASSEMBLY

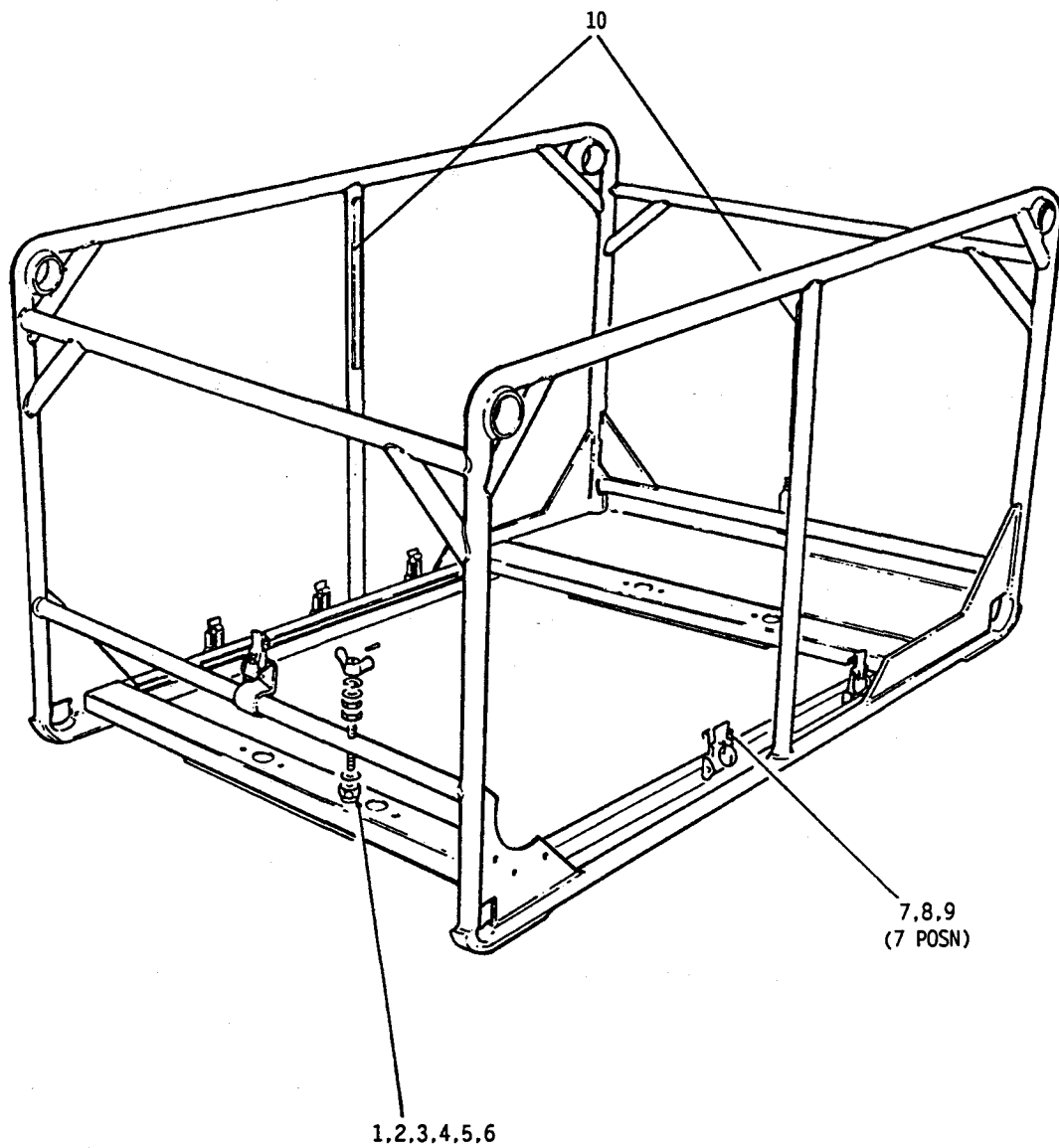
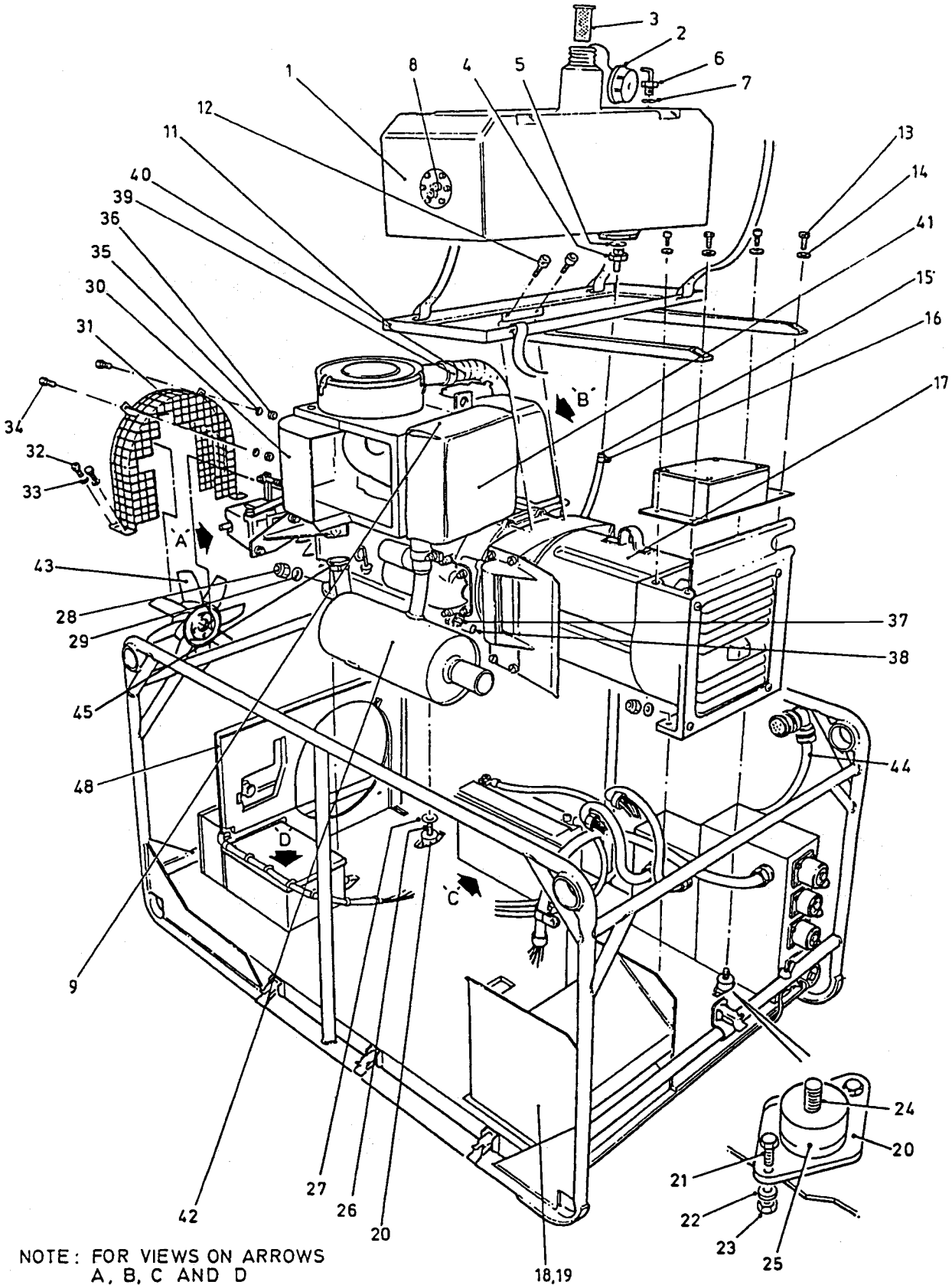


Fig.1 Frame assembly, generator

FIG 1 ITEM	DMC Army	NATO STOCK NUMBER	ITEM NAME AND DESCRIPTION	PART NO/ DRAWING NO.	NO. OFF	ANNOTATIONS
NI	X2	6115-99-327-9202	FRAME ASSY, GENERATOR	0-4169-1/2	REF	
NI		NP	EARTH STUD ASSY		REF	
1	G1	5310-99-136-6576	NUT, PLAIN, WING, M6,	BS 856	1	
2	G1	5310-99-624-4452	WASHER, LOCK, M6, COR RES STEEL	BS 4464	1	
3	G1	5310-99-122-3401	NUT, PLAIN, HEXAGON, M6, COR RES STEEL	BS 3692	2	
4	G1	5310-99-136-2752	WASHER, FLAT, M6, COR RES STEEL	BS 4320	1	
5	G1	5310-99-977-8141	NUT, SELF-LOCKING, HEXAGON, M6, COR RES STEEL	BS 4929 Part 1	1	
6		NP	PIN, GROOVED, 3/32 in. DIA x 1/4 in. lg	GP3	1	
7	G1	5340-99-541-5730	FASTENER, SPRING TENSION, TRIM	TL100AX	7	
8	G1	5365-99-406-6467	RING, CONNECTING, ROUND, 1 in.	479-100	7	
9		NP	RIVET, snap hd, 5/32 in. dia x 5/16 in. lg	BSSP81-505	14	
10	X2	6115-99-255-2674	GUIDE STRIP	3-4169-1/60	2	

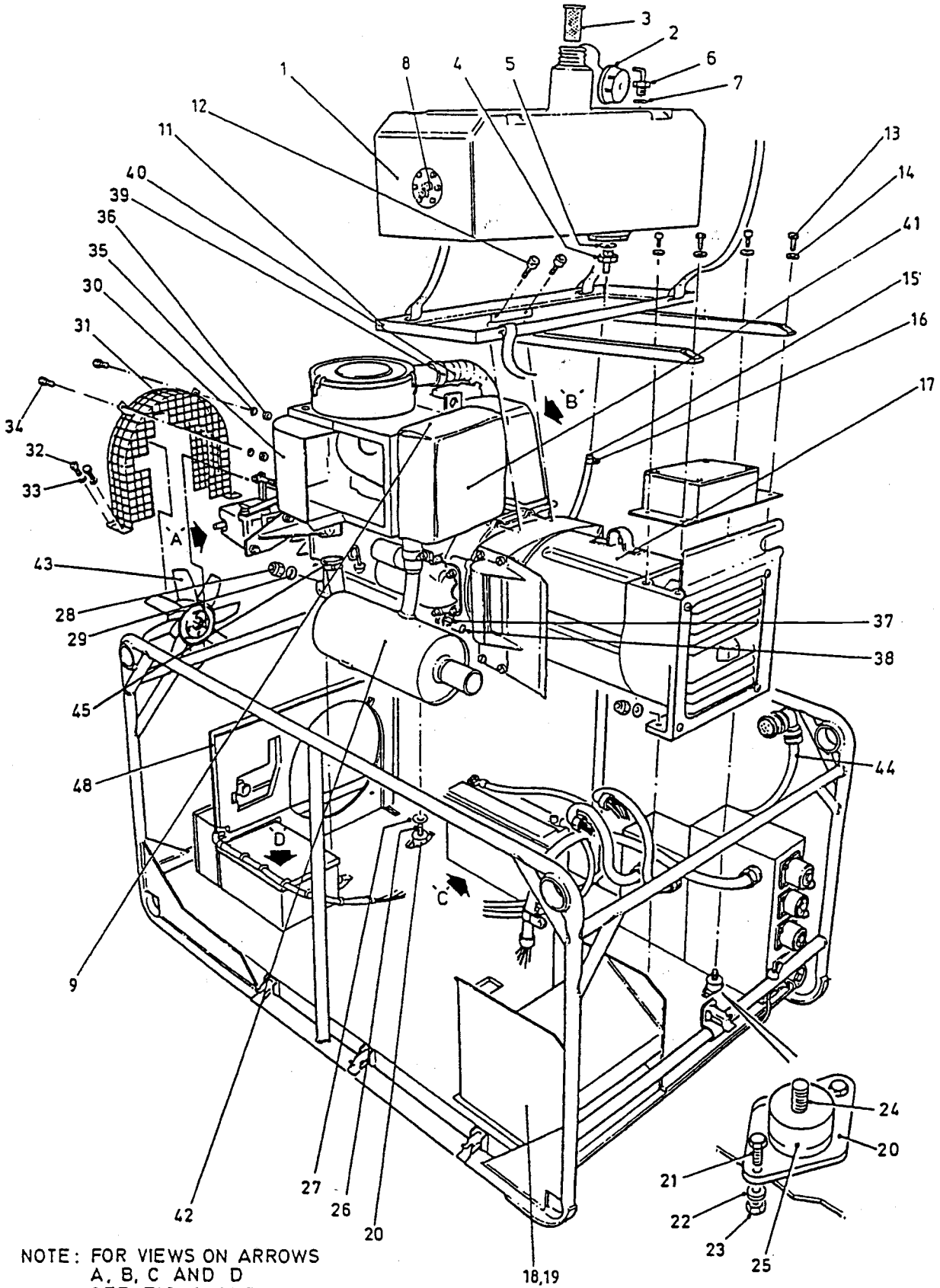
Chapter 2-3
PARTS LIST
ENGINE/ALTERNATOR ASSEMBLY



NOTE: FOR VIEWS ON ARROWS
A, B, C AND D
SEE FIG. 2 AND 3.

Fig.1 Engine/alternator assembly

FIG 1 ITEM	DMC Army	NATO STOCK NUMBER	ITEM NAME AND DESCRIPTION	PART NO./ DRAWING NO.	NO. OFF	ANNOTATIONS
NI			ENGINE/ALTERNATOR ASSY	0-4169/83	REF	
1	X2	2910-99-255-2687	.TANK, FUEL ENGINE	FT/A0-21804	1	
2	X2	2910-99-255-2688	..CAP, FILLER OPENING	FT-A3-21812	1	
3	X2	2910-99-255-2690	..STRAINER ELEMENT, SEDIMENT	FT-A3-21829	1	
4	X2	4730-99-349-5180	.ADAPTOR, STRAIGHT, PIPE TO HOSE	3-4169-A/30	1	
5	6MT1	5330-99-942-8453	.GASKET	AGS 1186B	1	
6	X2	4730-99-109-8905	.ADAPTOR, ELBOW, PIPE TO HOSE	3-4169-1/31	1	
7	6MT1	5330-99-942-8453	.GASKET	AGS 1186B	1	
8	X2	6680-99-255-2678	.TRANSMITTER, LIQUID QUANTITY	TB 9018 KIT	1	
9	X3	2815-99-145-9201	.ENGINE, DIESEL AD2	0-4169-1/83	1	
NI10						
11	X2	6115-99-702-4569	.MOUNTING, FUEL TANK	0-4169-1/21	1	
12	G1	5305-99-941-8263	.SCREW, SOCKET HEAD	754058	2	
13		NP	.SCREW, SOCKET HEAD) Supplied	4	
14		NP	.WASHER) with) Alternator	4	
15	6MT6	4720-99-643-6319	.HOSE, RUBBER	SAE100R6 1/4 BORE		
16	6MT1	4730-99-533-2956	.CLAMP, HOSE, 12 mm	BS 5315	2	
17	X2	2815-99-700-3216	.ALTERNATOR	MT3E	1	Allam
18	X2	6115-99-663-8216	.BAFFLE ASSY, LOWER	0-4169-1/7	1	
19		NP	.RIVET, 1/8 in. DIA, snap hd, monel	AGS 2050-429	5	
20	X2	5340-99-255-2683	.MOUNT, RESILIENT	507-2-N-S	4	
21	G1	5305-99-941-6548	.SCREW, MACHINE, 3/4 in. -24 UNF, 3/4 in. lg	BS 1768	8	
22	G1	5310-99-120-4032	.WASHER, FLAT, 1/4 in.-28	BS 3410	8	
23	G1	5310-99-941-9139	.NUT, SELF LOCKING, HEXAGON, 3/8 in.-24 UNF	PTD126-11-6	8	
24	G1	5306-99-977-3188	.BOLT, MACHINE, 3/8 in.- 24 UNF X 4 in. lg	BS 1768	2	
25		NP	.SPACER	3-4169-1/14	2	
26	G1	5306-99-941-0320	.BOLT, MACHINE, 3/8 in.- 24 UNF X 3 1/4 in. lg	BS 1768	2	
27	G1	5310-99-477-3891	.WASHER, FLAT, SIZE 507	R 18733-1	2	
28	G1	5310-99-941-9139	.NUT, SELF-LOCKING, HEXAGON, 3/8 IN.-24 UNF	PTD126-11-6	4	
29	G1	5310-99-139-3568	.WASHER, FLAT, 3/8 in.-24	BS 3410	4	
30		NP	.AIR DEFLECTOR ASSY	1-4169-1/43	1	
31	X2	4140-99-770-0277	.FAN GUARD ASSY	1-4169-1/17	1	
32	3CC	5305-99-718-4926	.SCREW, MACHINE, 10-32 UNF x 5/8 in. lg	S204-5Z	4	
33	G1	5310-99-941-8542	.WASHER, FLAT, 10-32 UNF	BS 3410	6	
34	G1	5305-99-135-4574	.SCREW, MACHINE, 10-32 UNF PAN HD x 5/8 in. lg	BS 1981	4	
35	G1	5310-99-941-8542	.WASHER, FLAT, 10-32 UNF	BS 3410	2	
36	G1	5310-99-941-8461	.NUT, SELF-LOCKING, HEXAGON, 10-32 UNF	PPX106-11-6	8	
37	X3	6625-99-777-1704	.TRANSDUCER, MOTIONAL PICK-UP	70D 1501	1	
38	Z32	5930-99-255-2684	.SWITCH, THERMOSTATIC	DCA/ACM/140	1	
39	6MT1	4730-99-533-2963	.CLAMP, HOSE, 40 mm	BS 5315	1	
40	Z42	5975-99-743-0149	.CONDUIT, NONMETALLIC FLEXIBLE, 40 mm DIA	FPY 40 B	1	



NOTE: FOR VIEWS ON ARROWS
A, B, C AND D
SEE FIG. 2 AND 3.

Fig.1 Engine/alternator assembly

FIG 1 ITEM	DMC Arm y	NATO STOCK NUMBER	ITEM NAME AND DESCRIPTION	PART NO/ DRAWING NO.	NO. OFF	ANNOTATIONS
			ENGINE/ALTERNATOR ASSY - continued			
41	X2	6115-99-257-4459	GLOVE SILENCER	0-4169-1/1 Item 138	1	
42	X2	2990-99-255-2671	SILENCER, EXHAUST	1-4169-1/111	1	
43	X2	6115-99-008-1076	FAN	275276	1	
44(1)	X2	6150-99-623-8290	CABLE ASSEMBLY (0.75 m)	1-4169-1/138	1	
44(2)	X2	5995-99-255-2666	CABLE ASSEMBLY, SPECIAL PURPOSE, ELECTRICAL	1-4169-1/53	1	
45	X3	2815-99-202-3184	CAP, OIL FILTER	257607	1	Lister/ Petters
NI 46	H9	9320-99-168-7094	RUBBER SHEET, SOLID, ACOUSTIC MAT, FLOOR	PL560/2	1	
NI 47	Y1	9905-99-942-9507	PLATE, MODIFICATION RECORD	WTB 111527 PART 2	1	
48	X2	6115-99-255-2675	PANEL, BULKHEAD, ACOUSTIC	1-4169-1/82	1	
NI 49	X2	5340-99-255-2664	STRAP, WEBBING	2-4169-1/95	1	
NI 50	X2	5340-99-255-2663	STRAP, WEBBING	2-4169-1/94	1	

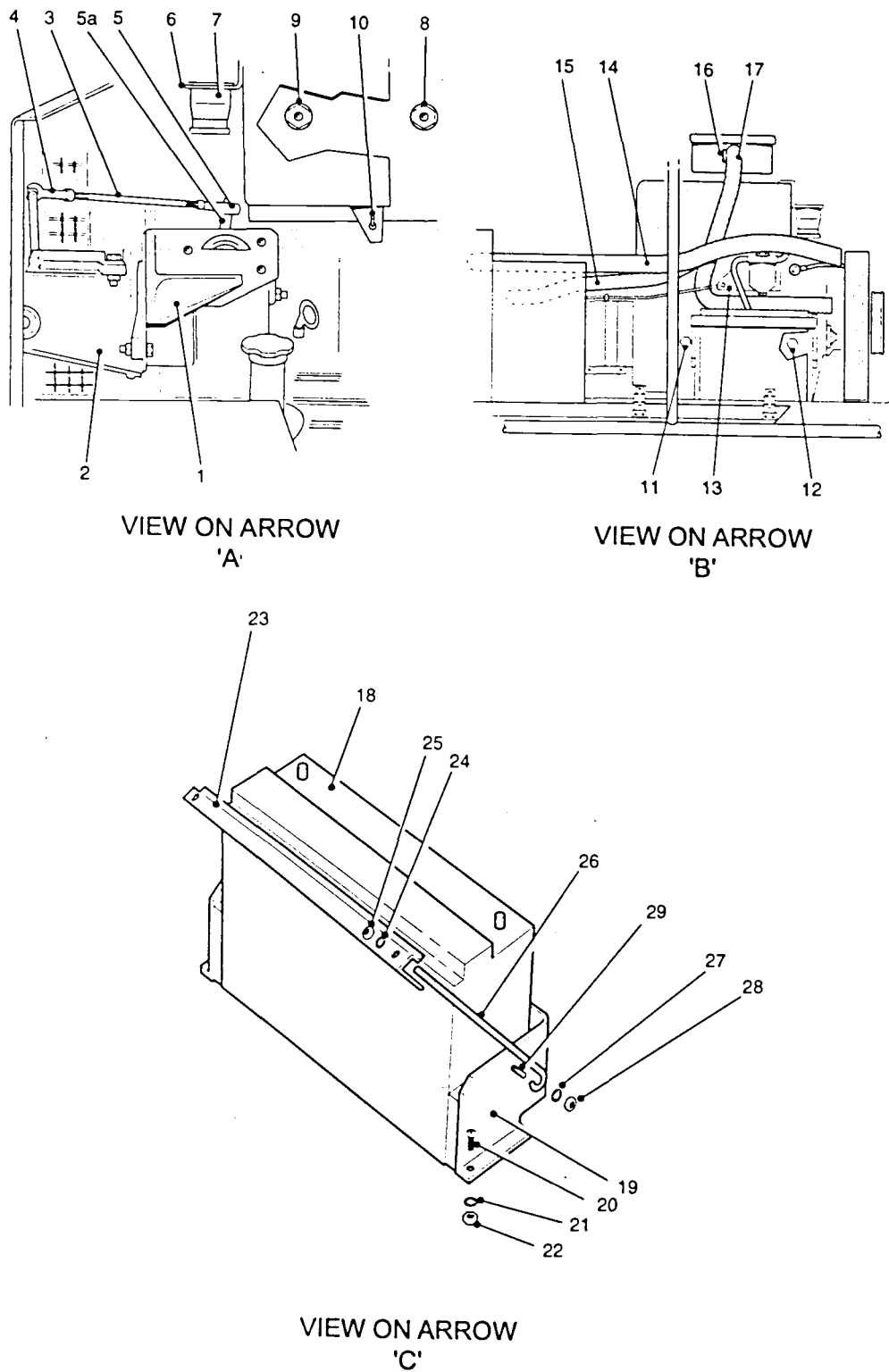


Fig. 2 Engine/alternator assembly - views A, B, and C on Fig. 1

FIG 2 ITEM	DMC Army	NATO STOCK NUMBER	ITEM NAME AND DESCRIPTION	PART NO./ DRAWING NO.	NO. OFF	ANNOTATIONS
-			VIEW ON FIGURE 1 ARROW 'A'			
1		NP	. BRACKET, GOVERNOR MOUNTING	1-4169-1/61	1	
2	X2	6115-99-208-5342	. ACTUATOR	ACB 120	1	
3		NP	. ROD	3-4169-1/47	1	
4	Z23	3120-99-923-3902	. BEARING, PLAIN, ROD END	RF 4U	1	
5	X2	3040-99-382-5796	. BALL JOINT	QI 250	1	
5a	X2	6115-99-907-6400	. ACTUATOR LEVER ARM	LE 1400-2	1	
6		NP	. BRACKET	2-4169-1/159	1	
7	X2	6645-121-66-2094	. METER, TIME TOTALIZING	05.29. 0004 1	1	
8	Z32	5930-99-125-0593	. SWITCH, THERMOSTATIC, 125° C	V13C-F04342	1	
9	Z32	5930-99-255-2682	. SWITCH, THERMSTATIC, 115° C	V13C-F04343	1	
10	Z32	5930-00-655-4245	. SWITCH TOGGLE	2TL1-8	1	
-			VIEW ON FIGURE 1 ARROW 'B'			
11	X3	5930-99-151-1644	. SWITCH, PRESSURE (S1)	P10199A	1	
12	X3	5930-99-770-7146	. SWITCH, PRESSURE (S2)	363831	1	Lister/ Petter
13		NP	. FILTER MOUNTING BRACKET	3-4169-1/123	1	
14	Z42	5975-99-743-0149	. HOSE, COOLING, ALTERNATOR		1	
15	Z42	5975-99-743-0149	. HOSE, COOLING, AVR		1	
16	6MT1	4730-99-533-2963	. CLAMP, HOSE, 40 mm	BS 5315	1	
17	Z42	5975-99-743-0149	. CONDUIT, NONMETALLIC, FLEXIBLE, 40 mm DIA	FPY 40 B	1	
-			VIEW ON FIGURE 1 ARROW 'C'			
18	Z9	6140-99-798-9862	. BATTERY	9750-0780	1	
19	X2	6160-99-454-0361	. BATTERY TRAY	0-4169-1/25	1	
20	Z23	5305-99-135-4574	. SCREW, MACHINE, 10-32 UNF, PAN HD, 5/8 in. lg	BS 1981	4	
21		NP	. WASHER, FLAT, 10-32 UNF	BS 3410	4	
22	G1	5310-99-941-8461	. NUT, SELF-LOCKING, HEXAGON, 10-32 UNF	PPX106-11-6	4	
23		NP	. CLAMP, BATTERY	2-4169-1/23	1	
24	G1	5310-99-120-4032	. WASHER, FLAT, 1/4-28	BS 3410	2	
25	G1	5310-99-120-4982	. NUT, SELF-LOCKING, HEXAGON, 1/4-20 UNC	86-11-6	2	
26		NP	. BATTERY CLAMP ROD	3-4169-1/24	2	
27	G1	5310-99-120-4032	. WASHER, FLAT, 1/4-28	BS 3410	2	
28	G1	5310-99-139-9423	. NUT, SELF-LOCKING HEXAGON, 1/4-28 UNF	FTD086-11-6	2	
29	G1	5305-99-120-8076	. SCREW, MACHINE, 1/4-28 UNF, HEX HD, 1 in. lg	BS 1768	2	
30	X3	3020-99-352-8309	. PULLEY, ROPE START, 4 x 1/2" HOLE FIXING	275231	1	

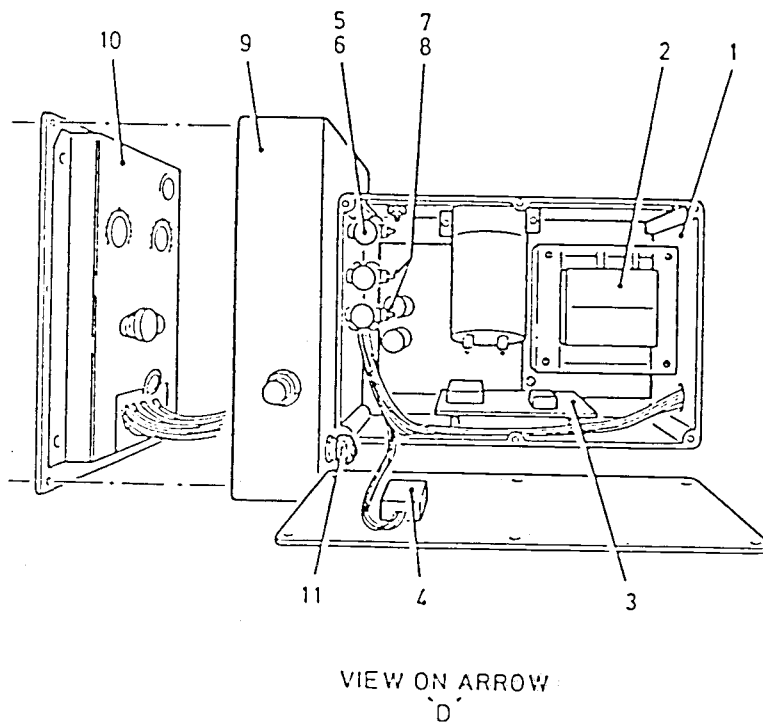


Fig. 3 Engine/alternator assembly - view D on Fig. 1

FIG 3 ITEM	DMC Army	NATO STOCK NUMBER	ITEM NAME AND DESCRIPTION	PART NO/ DRAWING NO.	NO. OFF	ANNOTATIONS
-			VIEW ON FIGURE 1 ARROW 'D'			
1	X2	6115-99-131-2075.	BOX, BATTERY CHARGER	0-4169-1/125	1	
2	X2	6130-99-255-2679.	POWER SUPPLY/CHARGER MODULE	K703 K048	1	
3	X2	6115-99-255-2680.	OUTPUT CONTROL MODULE	K703 K049	1	
4	Z37	5945-99-327-7425.	RELAY	07-3300-30	1	
5	Z31	5910-99-649-9992.	CAPACITOR, 1 μ F, 28 V (FL17, 18, 19 & 20)	DS 23444	4	
6	Z30	5905-99-477-1877.	RESISTOR, VOLTAGE SENSITIVE (V17, V18, V19 and V20)	ZL 17 F	4	
7	Z30	5905-99-150-4141.	RESISTOR, VOLTAGE SENSITIVE (VJ AND VK)	Z 250 E	2	
8	Z31	5910-99-550-9493.	CAPACITOR	DS 23727	2	
9	Z2	8115-99-701-1356.	BOX, GOVERNOR	1-4169-1/154	1	
10	X2	2990-01-420-9082.	CONTROL UNIT	ESC63C-26A	1	
11	X2	5905-99-591-1509.	RESISTOR, VARIABLE	CU 6711B	1	

Chapter 2-3-1

PARTS LIST

ENGINE ASSEMBLY

CONTENTS

Chapter

2-3-1	Engine
2-3-1-1	Camshaft and Governor
2-3-1-2	Flywheel and Main Bearing
2-3-1-3	Cylinder Head and Barrel
2-3-1-4	Lubricating Oil Pump and Filter
2-3-1-5	Starter Motor and Fixings
2-3-1-6	Manifolds
2-3-1-7	Air Cleaner
2-3-1-8	Crankshaft, Connecting Rod and Piston
2-3-1-9	Crankcase and Sump
2-3-1-10	Fuel System

FIG 1 ITEM	DMC Army	NATO STOCK NUMBER	ITEM NAME AND DESCRIPTION	PART NO./ DRAWING NO.	NO. OFF	ANNOTATIONS
NI 0	X3	2815-99-145-9201	ENGINE, DIESEL	AD2 BUILD STANDARD 28	REF	
NI 1		NP	CAMSHAFT AND GOVERNOR (CHAPTER 2-3-1-1 REFERS)		REF	
NI 2		NP	FLYWHEEL AND MAIN BEARING (CHAPTER 2-3-1-2 REFERS)		REF	
NI 3		NP	CYLINDER HEAD AND BARREL (CHAPTER 2-3-1-3 REFERS)		REF	
NI 4		NP	LUBRICATING OIL PUMP AND FILTER (CHAPTER 2-3-1-4)		REF	
NI 5		NP	STARTER MOTOR AND FIXINGS (CHAPTER 2-3-1-5 REFERS)		REF	
NI 6		NP	MANIFOLDS (CHAPTER 2-3-1-6 REFERS)		REF	
NI 7		NP	AIR CLEANER (CHAPTER 2-3-1-7 REFERS)		REF	
NI 8		NP	CRANKSHAFT, CONNECTING ROD AND PISTON (CHAPTER 2-3-1-8 REFERS)		REF	
NI 9		NP	CRANKCASE AND SUMP (CHAPTER 2-3-1-9 REFERS)		REF	
NI10		NP	FUEL SYSTEM (CHAPTER 2-3-1-10 REFERS)		REF	
NI11	X3	4320-99-791-4548	DECARBONIZING JOINT SET		1	

FIG 1 ITEM	DMC Army	NATO STOCK NUMBER	ITEM NAME AND DESCRIPTION	PART NO./ DRAWING NO.	NO. OFF	ANNOTATIONS
NI		NP	CAMSHAFT AND GOVERNOR		REF	
1	X3	2815-99-257-4226	. CAMSHAFT, ENGINE	273396	1	
2	X3	2815-99-758-8002	. THRUST PLATE, CAMSHAFT	347477	1	
3	6MT1	5315-99-943-5956	. KEY, WOODRUFF	792011	1)
4		NP	. GEAR WHEEL, AND PINION ASSEMBLY	363347	1) Lister/ Petter
5		NP	. CAPSCREW	363340	1)
6		NP	. CAPSCREW	363063	2)
7	X3	2815-99-205-0654	. TAPPET, ENGINE POPPET VALVE	265092	4	Lister/ Petter
8		NP	. GOVERNOR ASSEMBLY	TBA	1	
9	G1	5305-99-970-6382	. . SCREW, SOCKET HEAD, 1/4 in. UNC x 3/4 in.	754004	3	
10	X3	2815-99-205-1386	. . GEAR, SPUR	266010	1	
11	G1	5310-99-137-8805	. . NUT, SELF LOCKING, HEX. 1/2 in. UNF	747105	1	
12	X3	5315-99-943-5948	. . KEY, WOODRUFF	792002	1	
13	6MT1	5365-99-942-5701	. . RING, RETAINING	784203	1	

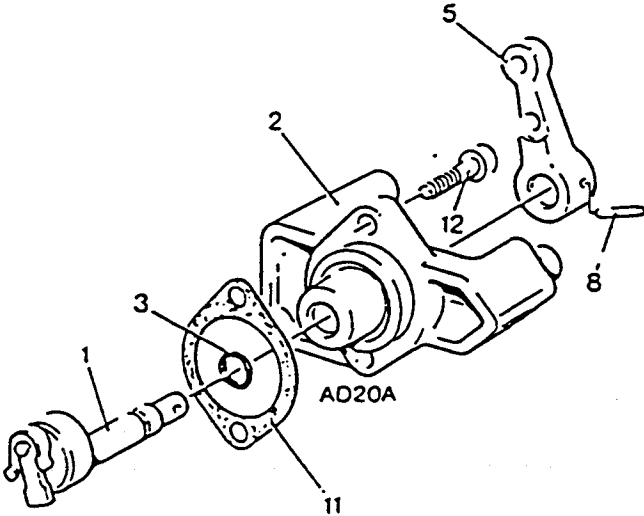


Fig. 2 Stop and run lever

FIG 2 ITEM	DMC Army	NATO STOCK NUMBER	ITEM NAME AND DESCRIPTION	PART NO./ DRAWING NO.	NO. OFF	ANNOTATIONS
NI		NP	STOP AND RUN LEVER		REF)
NI		NP	HOUSING AND SPINDLE ASSY	363205	1) Lister/
1		NP	SPINDLE ASSEMBLY	362238	1) Petter
2	X3	2815-99-770-7141	. HOUSING	274425	1	
3	6MT1	5330-99-713-6164	. RING, SEALING, TOROIDAL	359981	1	
NI						
4						
5		NP	. LEVER	363859	1	Lister/ Petter
NI						
6						
NI						
7						
8	G1	5315-99-138-5983	. PIN, SPRING	774204	1	
NI						
9						
NI						
10						
11	X3	5330-99-206-2068	. GASKET	266017	1	
12		NP	. CAPSCREW	754005	1	Lister/ Petter

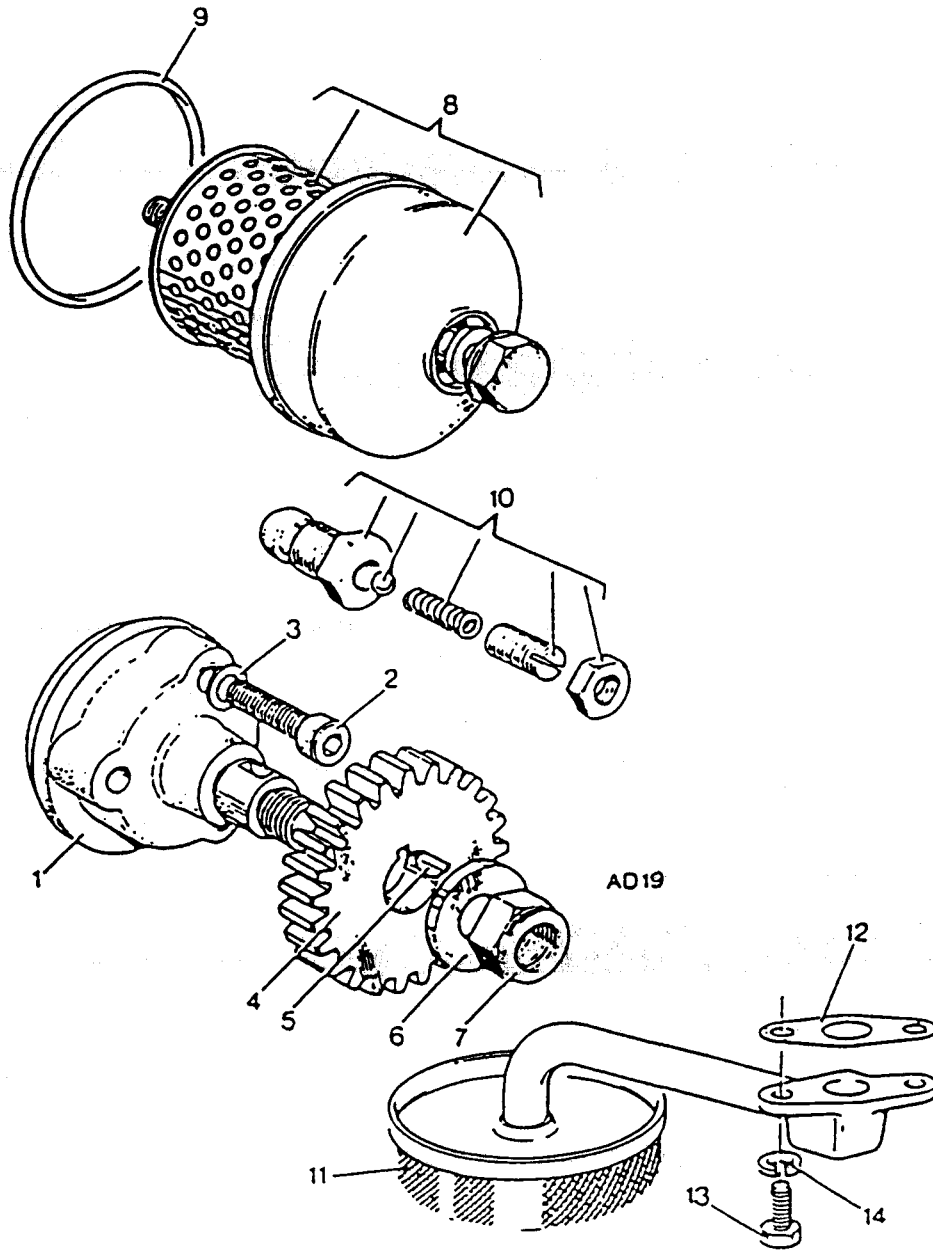


Fig. 3 Lubricating oil pump and filter - exploded view

FIG 3 ITEM	DMC Army	NATO STOCK NUMBER	ITEM NAME AND DESCRIPTION	PART NO./ DRAWING NO.	NO. OFF	ANNOTATIONS
NI		NP	LUBRICATING OIL PUMP AND FILTER	-	REF	
1	X3	2910-99-758-8037	OIL PUMP ASSY	298011	1	
2	G1	5310-99-780-8693	. SCREW, SOCKET HEAD, 1/4 in. UNC x 5/8 in.	754184	3	
3	G1	5310-99-120-4032	. WASHER, FLAT, 1/4 in.	785011	3	
4	X3	4320-99-205-0686	. GEAR, SPUR	267381	1	
5	G1	5315-99-943-5949	. KEY, WOODRUFF	792003	1	
6	G1	5310-99-941-8635	. WASHER, FLAT, 3/8 in.	785613	1	
7	G1	5310-99-137-6545	. NUT, SELF LOCKING, HEX. 3/8 in. UNF	747103	1	
8	X3	2940-99-477-5383	. FILTER, FLUID PRESSURE	360981	1	
NI	X3	2940-99-752-3342	. . FILTER ELEMENT, FLUID PRESSURE	393204	1	
9	6MT1	5330-99-791-1640	. . RING, SEALING, TOROIDAL	360983	1	
10	X3	4320-99-205-1651	. VALVE, RELIEF, OIL PUMP	347638	1	
11	X3	2940-99-758-8038	. STRAINER ASSEMBLY, DIESEL FUEL OIL	294326	1	
12	X3	5330-99-759-3354	. GASKET	344636	1	
13	G1	5305-99-941-1168	. SCREW, MACHINE, 1/4 in. UNC x 3/4 in.	752025	2	Lister/
14		NP	. SPRING WASHER	786028	2	Petter

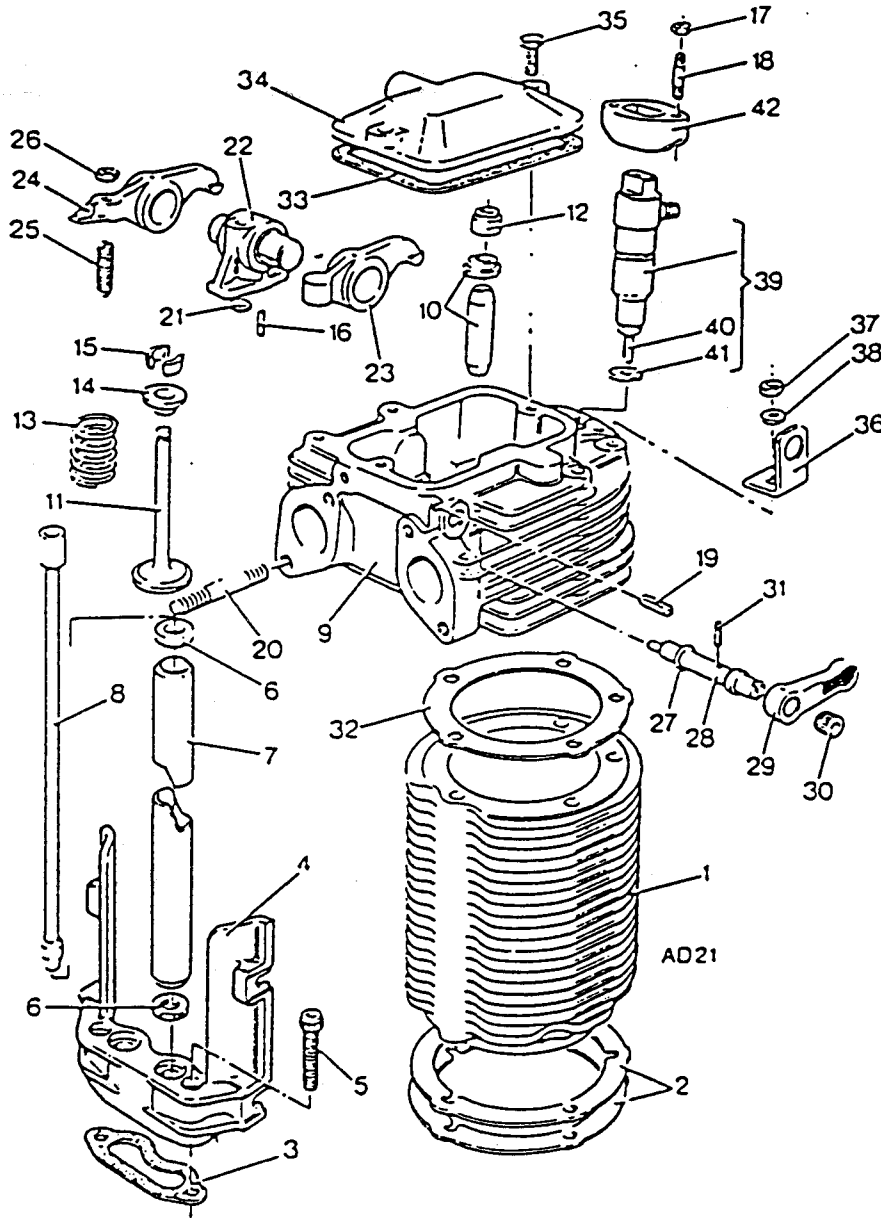


Fig. 4 Cylinder head and barrel - exploded view

FIG 4 ITEM	DMC Army	NATO STOCK NUMBER	ITEM NAME AND DESCRIPTION	PART NO/ DRAWING NO.	NO. OFF	ANNOTATIONS
NI		NP	CYLINDER HEAD AND BARREL	-	REF	
1	X3	2815-99-787-7832	. CYLINDER BLOCK, DIESEL ENGINE	272523	2	
2	X3	5365-99-787-7833	. SHIM, 0.38 mm	362013	2	
NI	X3	5365-99-787-7834	. SHIM, 0.25 mm	360718	2	
3	X3	5330-99-796-4904	. GASKET	360737	2	
4	X3	2815-99-257-4219	. HOUSING, PUSH ROD TUBE	274177	2	
5	G1	5305-99-941-6968	. SCREW, SOCKET HEAD, 1/4 in. UNC x 1 1/2 in.		5	
6	X3	5310-99-205-0265	. WASHER, FLAT	754008	8	
7	X3	2815-99-787-7845	. TUBE, PUSH ROD HOUSING	318514	4	
8	X3	2815-99-787-7846	. PUSH ROD, ENGINE POPPET VALVE	360705	4	
NI	X3	2815-99-770-0075	. CYLINDER HEAD, DIESEL ENGINE	360704	2	
9		NP	. . CYLINDER HEAD	363844	2	
10	X3	2815-99-790-3137	. . GUIDE, ENGINE POPPET VALVE	-	2	Lister/ Petter
11	X3	2815-99-791-4553	. . VALVE, POPPET, ENGINE	364533	4	
12	X3	5330-99-789-3451	. . OIL SEAL	360709	4	
13	X3	5300-99-207-2989	. . SPRING, HELICAL, COMPRESSION	358693	2	
14	X3	2815-99-207-2990	. . LOCK, VALVE SPRING RETAINER	330204	4	
15	X3	2990-99-206-2060	. . COLLET, SPLIT	330241	4	
16	G1	5315-99-202-1357	. . PIN, SPRING	359401	4	
17	G1	5310-99-941-0924	. . NUT, PLAIN, HEXAGON, 1/4 in. UNF	774122	2	
18	X3	3530-99-770-7159	. . STUD, PLAIN, 1/4 in. UNF x 2 in. lg	746606	4	
19	Z88	5315-99-791-6291	. . PIN, SPRING	762609	4	
20	G1	5307-99-120-3551	. . STUD, PLAIN, 5/16 in. UNF x 5/16 in. lg	774160	2	
21	X3	5330-99-209-9078	. . RING, SEALING, TOROIDAL	762633	8	
22	X3	2815-99-209-8046	. BRACKET, ROCKER SHAFT	355176	2	
23	X3	2815-99-783-2394	. ROCKER ARM, ENGINE POPPET VALVE	355177	2	
24	X3	2815-99-790-3136	. ROCKER ARM, ENGINE POPPET VALVE	359672	2	
25	X3	2815-99-205-0639	. SCREW, ADJUSTING TAPPET	359673	2	
26	G1	5310-99-941-0836	. NUT, PLAIN HEXAGON	266039	4	
27	Z88	5330-99-539-0064	. RING, SEALING, TOROIDAL	746006	4	
28	X3	2815-99-205-0656	. SHAFT, SHOULDERED	266003	2	
29	X3	2815-99-783-2393	. LEVER, REMOTE CONTROL	267354	2	
30	X3	5340-99-205-1644	. RING, TOLERANCE	361129	2	
31	G1	5315-99-202-1357	. PIN, SPRING	268102	2	
32	X3	5330-99-796-4902	. GASKET	774122	2	
33	X3	5330-99-208-9399	. GASKET	360712	2	
34	X3	2815-99-617-3316	. COVER, ROCKER, ENGINE	350031	2	
35	G1	5305-99-941-0687	. SCREW, MACHINE, 1/4 in. UNC x 3/4 in.	275163	2	
36	X3	2815-99-205-1606	. BRACKET, LIFTING	752625	4	
37	G1	5310-99-124-4450	. NUT, PLAIN, HEXAGON, 5/16 in. UNF	266428	2	
38	G1	5310-99-941-8386	. WASHER, FLAT, 5/16 in.	746028	2	
39	X3	2910-99-796-4901	. NOZZLE, FUEL, PRESSURE ATOMIZING	785612	2	
40	6MT12	4320-99-791-4552	. . NOZZLE, LONG TYPE	362220	2	
41	X3	5310-99-791-9399	. . WASHER, FLAT	360740	2	
42	X3	2910-99-798-4249	. CLAMP, INJECTOR	361296	2	
				362215	2	

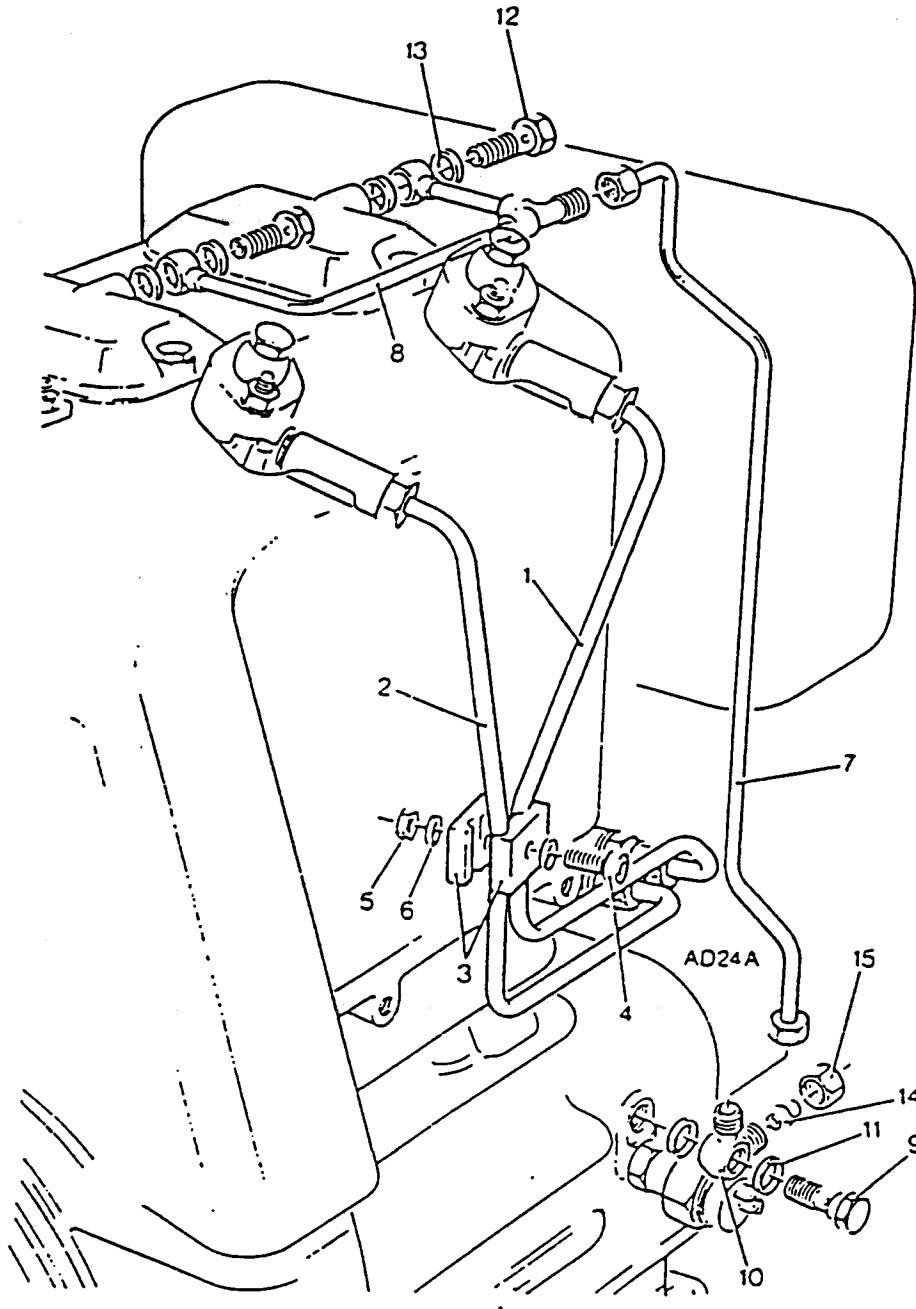
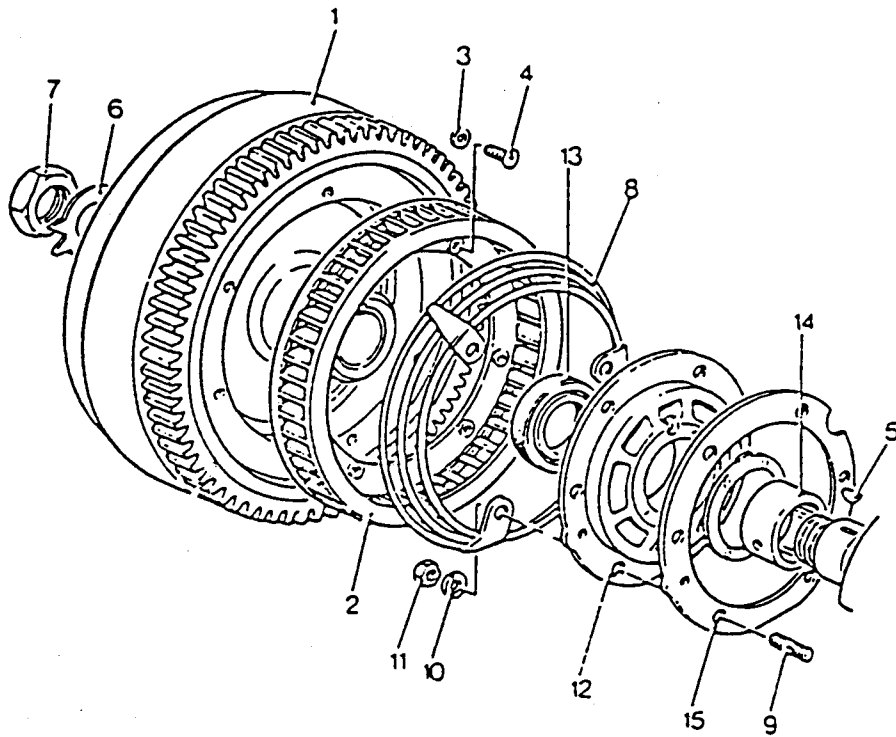


Fig. 5 Fuel and oil pipes - exploded view

FIG 5 ITEM	DMC Army	NATO STOCK NUMBER	ITEM NAME AND DESCRIPTION	PART NO./ DRAWING NO.	NO. OFF	ANNOTATIONS
NI		NP	FUEL AND OIL PIPES	-	REF	
1	X3	2910-99-257-4229	. PIPE ASSEMBLY, FUEL, No. 1 Cyl.	274895	1	
2	X3	2910-99-257-4230	. PIPE ASSEMBLY, FUEL, No. 2 Cyl.	274896	1	
3	X3	2910-99-102-4256	. DAMPER, FUEL PIPE	256366	2	
4		NP	. CAPSCREW	714010	1)Lister/
5		NP	. NUT	716601	1)Petter
6	G1	5310-99-941-8569	. WASHER, FLAT, 5 mm	785605	2	
7		NP	. PIPE LUBRICATING ROCKER FEED - From Crankcase	275151	1)Lister/
8		NP	. PIPE LUBRICATING ROCKER FEED - To Rockers	364806	1)Petter
9	X3	4730-99-752-3323	. BOLT, FLUID PRESSURE	362660	1)
10		NP	. SWIVEL UNION - Crankcase	364796	1	Lister/ Petter
11	X3	5310-99-142-6892	. WASHER, FLAT	843104	2	
12	X3	4730-99-205-1296	. BOLT, FLUID PASSAGE	323079	2	
13	X3	5310-99-206-7956	. WASHER, FLAT	843103	4	
14	X3	2910-99-202-2602	. SEAL, PIPE	257643	1	
15	X3	4730-99-202-2603	. NUT, UNION PIPE	251708	1	



AD27

Fig. 6 Flywheel and main bearing housing - exploded view

FIG 6 ITEM	DMC Army	NATO STOCK NUMBER	ITEM NAME AND DESCRIPTION	PART NO./ DRAWING NO.	NO. OFF	ANNOTATIONS
1		NP	FLYWHEEL AND MAIN BEARING HOUSING	-	REF	
NI		NP	. GEAR RING	294143	1	Lister/ Petter
2	X3	2930-99-257-4221	. FAN, ENGINE COOLING	274894	1	
3	X3	5310-99-770-7161	. WASHER, FLAT, 5 mm	785351	6	
4	X3	5305-99-770-7161	. SCREW, MACHINE, 12-32 UNF x 1/2 in.	740638	6	
5		NP	. KEY	790112	1	Lister/ Petter
6	X3	5310-99-746-6975	. WASHER, KEY	350481	1	
7	X3	5310-99-135-2455	. NUT, PLAIN, HEXAGON, 1 1/4 in. UNF	265093	1	
8	X3	2815-99-758-5061	. SCREEN, FLYWHEEL	294913	1	
9	X3	5307-99-016-7546	. STUD, FUEL PUMP	363065	6	
10	G1	5310-99-941-8623	. WASHER, FLAT, 5/16 in.	785012	6	
11	G1	5310-99-928-0536	. NUT, SELF-LOCKING, HEXAGON, 5/16 in. UNF	747102	6	
12	X3	2815-99-208-4612	. HOUSING, BEARING FLYWHEEL	273120	1	
13	X3	5330-99-257-4222	. SEAL, PLAIN, ENCASED	363686	1	
14	X3	3120-99-790-3139	. BEARING, SLEEVE	355607	1	
14(1)	X3	3120-99-792-4411	. . BEARING, SLEEVE - 0.25 mm u/s (Not illustrated)	360669	1	
14(2)	X3	3120-99-752-3237	. . BEARING, SLEEVE - 0.51 mm u/s (Not illustrated)	360670 361871	1 1	
15	X3	5330-99-792-4410	. GASKET			

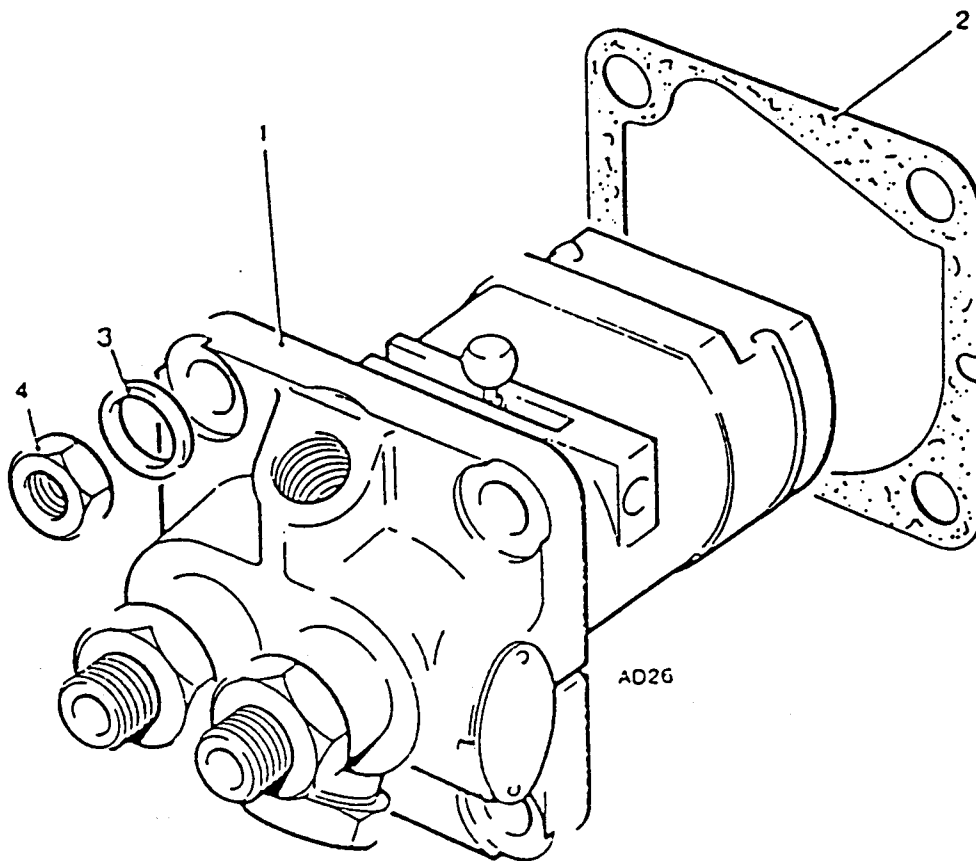
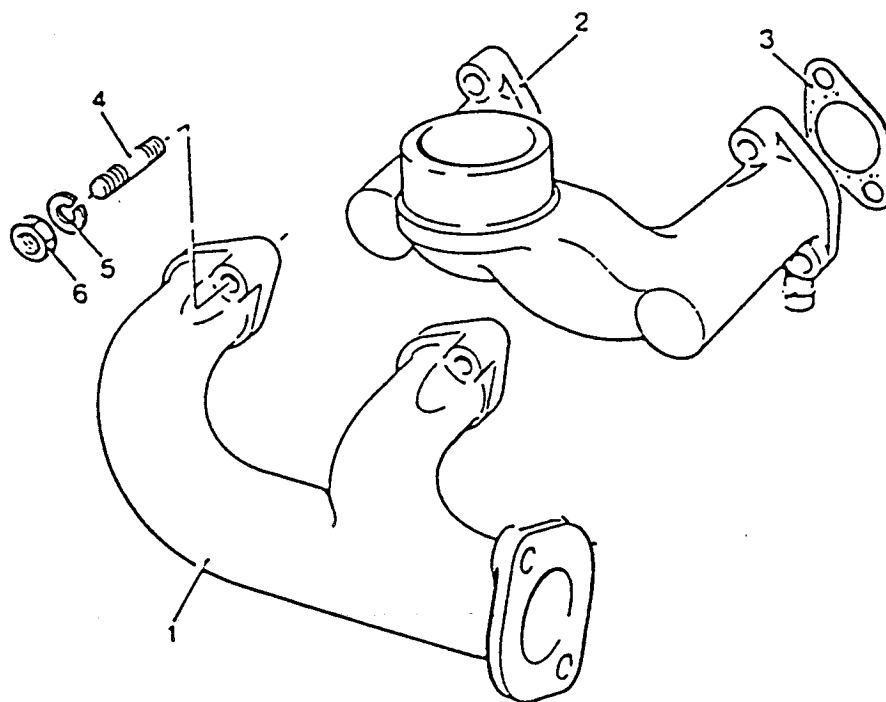


Fig. 7 Pump, fuel, metering and distribution - exploded view

FIG 7 ITEM	DMC Army	NATO STOCK NUMBER	ITEM NAME AND DESCRIPTION	PART NO./ DRAWING NO.	NO. OFF	ANNOTATIONS
1	X3	2910-99-758-1698	. PUMP, FUEL, METERING AND DISTRIBUTING	299700	1	
2	X3	5365-99-758-8051	. . SHIM - 0.0025 in.	347720	A/R	
2(1)	X3	5365-99-758-8052	. . SHIM - 0.005 in.	347721	A/R	
2(2)	X3	5365-99-758-8053	. . SHIM - 0.025 in.	347722	A/R	
2(3)	X3	5365-99-758-8054	. . SHIM - 0.005 in.	360092	A/R	
3	G1	5310-99-305-3389	. . WASHER, LOCK	786029	4	
4	G1	5310-99-941-0925	. . NUT, PLAIN, HEXAGON, 5/16 in. UNF	746607	4	



AD25

Fig. 8 Manifolds - exploded view

FIG 8 ITEM	DMC Army	NATO STOCK NUMBER	ITEM NAME AND DESCRIPTION	PART NO./ DRAWING NO.	NO. OFF	ANNOTATIONS
NI			MANIFOLDS	-	REF	
1		NP	. MANIFOLD, EXHAUST, ENGINE	273358	1)Lister/
2		NP	. MANIFOLD, INDUCTION, ENGINE	364963	1)Petter
3	W3	5330-99-205-1864	. . GASKET	266086	4)
4	G1	5307-99-120-3551	. . STUD, PLAIN, 5/16 in. UNF x 1 5/8 in.	762633	8	

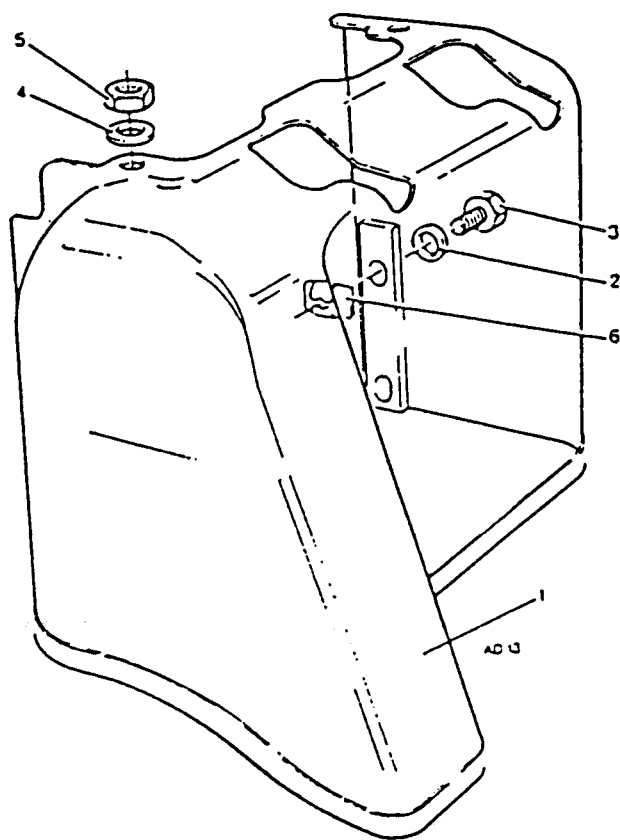
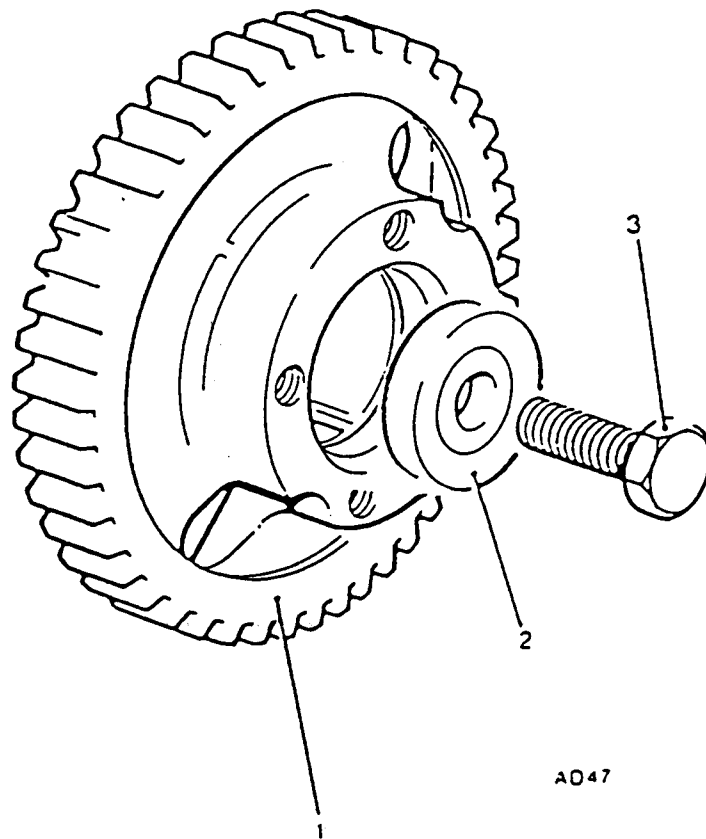


Fig. 9 Cowling - exploded view

FIG 9 ITEM	DMC Army	NATO STOCK NUMBER	ITEM NAME AND DESCRIPTION	PART NO./ DRAWING NO.	NO. OFF	ANNOTATIONS
NI		NP	COWLING	-	REF	
1	X3	2815-99-587-9863	. COWLING (Includes cowling strip)	275140	1	
NI		NP	. . COWLING STRIP	362706	1)Lister/
2		NP	. . WASHER	363250	4)Petter
3		NP	. . SETSCREW	363248	4)
4	G1	5310-99-941-8386	. . WASHER, FLAT, 5/16 in.	785612	2	
5	G1	5310-99-124-4450	. . NUT, PLAIN, HEXAGON, 5/16 in. UNF	746028	2	
6		NP	. . NUT, CAPTIVE	363249	4	Lister/ Petter



A047

Fig. 10 Camshaft - exploded view

FIG 10 ITEM	DMC Army	NATO STOCK NUMBER	ITEM NAME AND DESCRIPTION	PART NO./ DRAWING NO.	NO. OFF	ANNOTATIONS
NI	1 AX3	NP	CAMSHAFT . GEAR, SPUR . WASHER	-	REF	Lister/ Petter
		3020-99-207-2291		330238	1	
	NP	266392		1		
	3 X3	5306-99-770-0091	. BOLT, SELF-LOCKING, 5/16 in. UNF x 1 in.	363064	1	

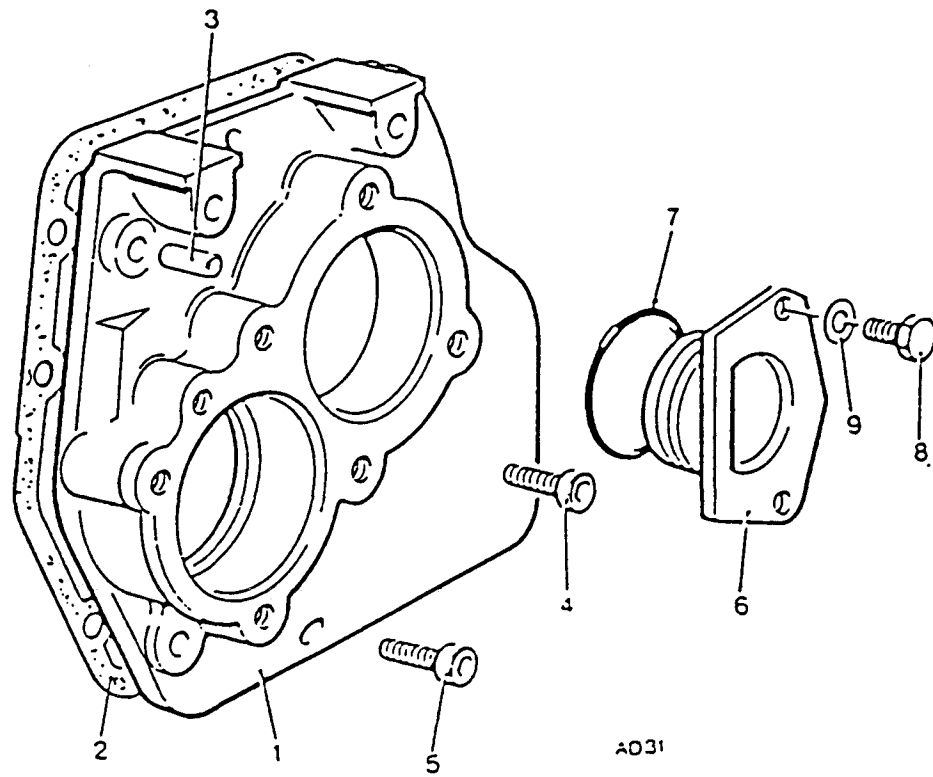
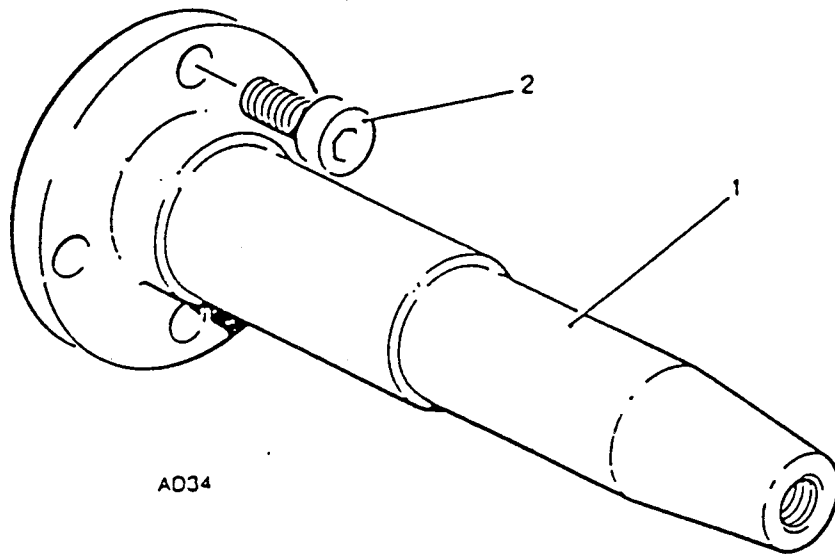


Fig. 11 Gear end cover - exploded view

FIG 11 ITEM	DMC Army	NATO STOCK NUMBER	ITEM NAME AND DESCRIPTION	PART NO./ DRAWING NO.	NO. OFF	ANNOTATIONS
NI			GEAR END COVER	-	REF	
1	X3	2815-99-205-0701	. HOUSING, MECHANICAL DRIVE	299997	1	
2	X3	2815-99-206-2062	. JOINT, COVER, GEAR	197148	1	
3	X3	5315-99-205-1433	. PIN, STRAIGHT HEADLESS	266395	2	
4	G1	5305-99-970-6382	. SCREW, SOCKET HEAD, 1/4 in. UNC x 3/4 in. lg	754004	7	
5	G1	5305-99-941-6968	. SCREW, SOCKET HEAD, 1/4 in. UNC x 1 1/2 in.	754008	1	
6	X3	2815-99-787-7819	. PLUG, GEAR COVER	272362	1	
7	X3	5330-99-791-6290	. RING, SEALING, TOROIDAL	359929	1	
8	G1	5305-99-941-0698	. SCREW, MACHINE, 5/16 in. UNC x 3/4 in. lg	752647	2	
9	G1	5310-99-941-8386	. WASHER, FLAT	785612	2	



A034

Fig. 12 Shaft extension kit

FIG 12 ITEM	DMC Army	NATO STOCK NUMBER	ITEM NAME AND DESCRIPTION	PART NO./ DRAWING NO.	NO. OFF	ANNOTATIONS
NI 1 2	X3	NI 2815-99-257-4232 NP	SHAFT EXTENSION KIT . SHAFT, EXTENSION . CAPSCREW	Code B1 361613 360854	1 1 4	Lister/ Petter

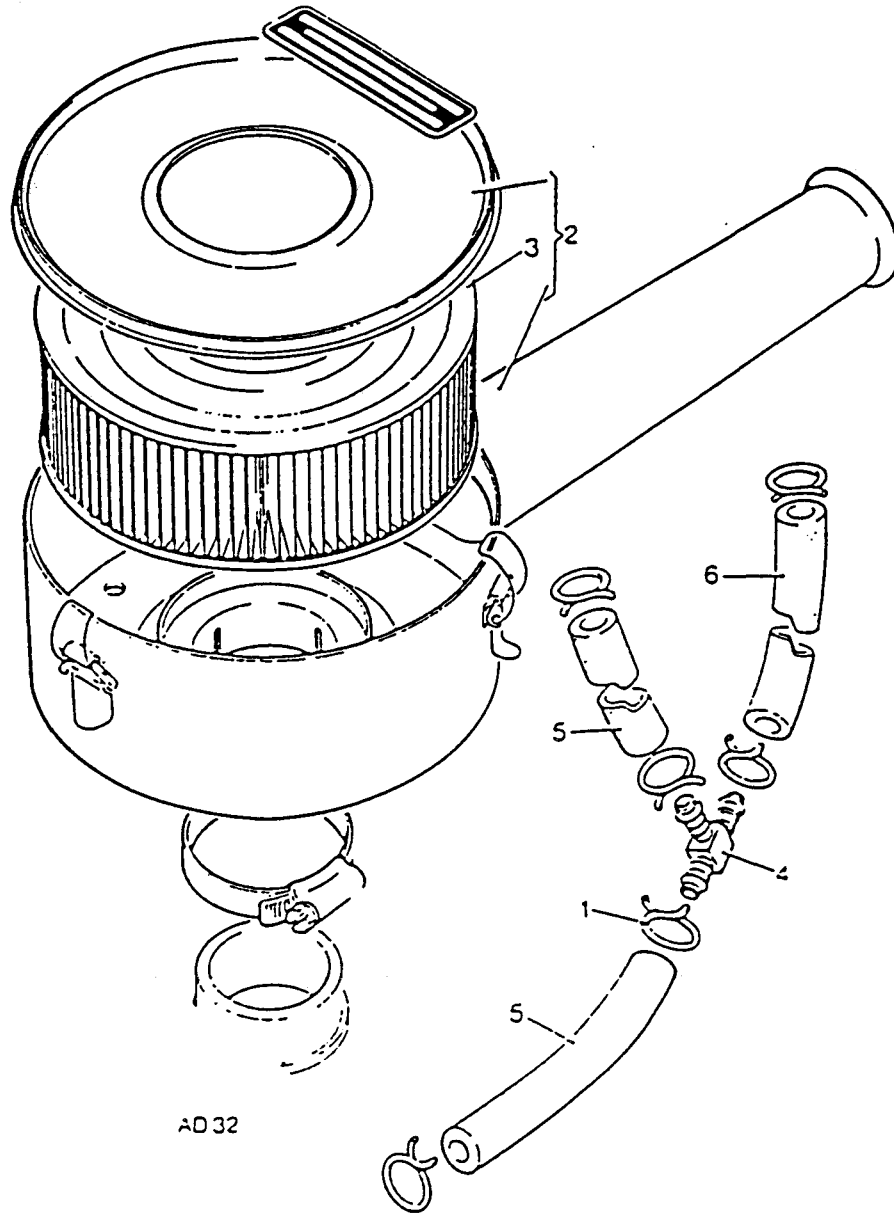


Fig. 13 Air cleaner kit

FIG 13 ITEM	DMC Army	NATO STOCK NUMBER	ITEM NAME AND DESCRIPTION	PART NO./ DRAWING NO.	NO. OFF	ANNOTATIONS
NI		NP	AIR CLEANER KIT (Medium Duty)	Code AC	1	
1	X3	5340-99-205-1366	. CLAMP, LOOP	347258	6	
2	X3	2815-99-083-2571	. AIR CLEANER	366-07028	1	
3	X3	2910-99-794-3814	. FILTER ELEMENT	366-07188	1	
4		NP	. TEE	363921	1)Lister/
5		NP	. PIPE, BREATHER	830791	2)Petter
6	X3	2815-99-792-8443	. TUBING, RUBBER	830803	1	

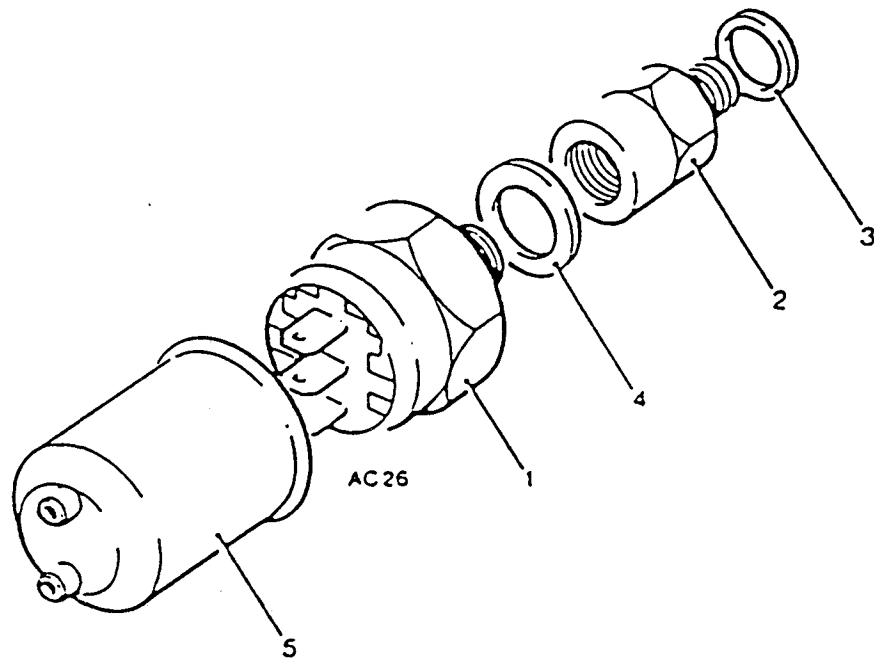


Fig. 14 Low oil pressure switch kit

FIG 14 ITEM	DMC Army	NATO STOCK NUMBER	ITEM NAME AND DESCRIPTION	PART NO./ DRAWING NO.	NO. OFF	ANNOTATIONS
NI		NP	LOW OIL PRESSURE SWITCH KIT	Code JA	1	
1		NP	. PRESSURE SWITCH	363831	1)Lister/
2		NP	. ADAPTOR	361712	1)Petter
3 X3		5310-99-142-6892	. WASHER, FLAT	843104	1	
4 X3		5310-99-618-5102	. WASHER, FLAT, COPPER, 1/2 in.	843105	1	
5		NP	. GAITER	355149	1	Lister/ Petter

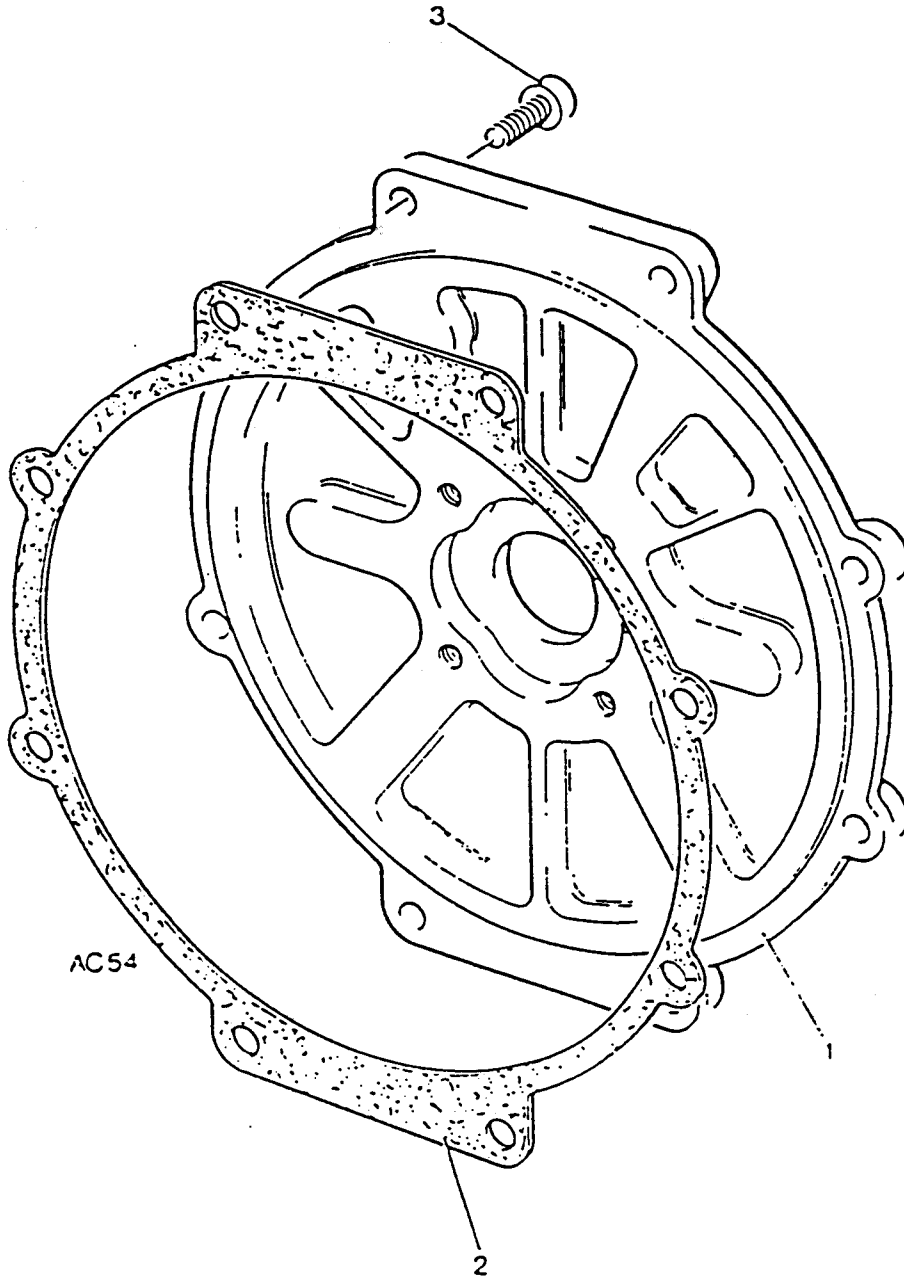


Fig. 15 Flywheel end adaptor - exploded view

FIG 15 ITEM	DMC Army	NATO STOCK NUMBER	ITEM NAME AND DESCRIPTION	PART NO./ DRAWING NO.	NO. OFF	ANNOTATIONS
NI 1 2 3	X3 G1	NP NP 5330-99-792-7137 5305-99-941-8263	FLYWHEEL END ADAPTOR ADAPTOR . SHIM, 0.038 in. . SCREW, SOCKET HEAD	- TBA 298406 754058	REF 1 A/R 4	

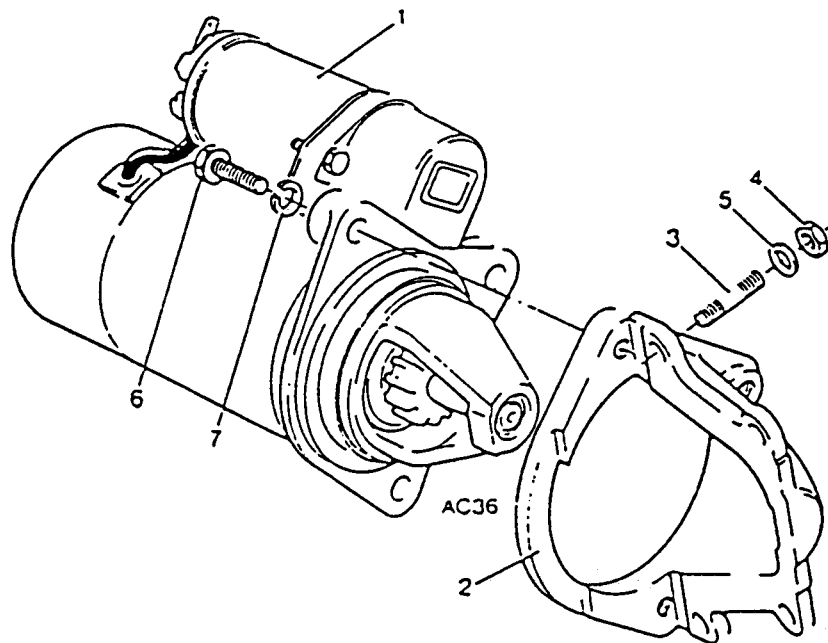


Fig. 16 Starter motor kit

FIG 16 ITEM	DMC Army	NATO STOCK NUMBER	ITEM NAME AND DESCRIPTION	PART NO./ DRAWING NO.	NO. OFF	ANNOTATIONS
NI		NP NP	STARTER MOTOR KIT STARTER MOTOR	Code EH 275156	1 1	Lister/ Petter
2	X3	2990-99-207-2314	. BRACKET, STARTER MOTOR SUPPORT	289341	1	
3	G1	5307-99-120-4257	. STUD, PLAIN, 5/16 in. UNF x 1 1/4 in. lg	762630	1	
4	G1	5310-99-941-0925	. NUT, PLAIN, HEXAGON, 5/16 in. UNF	746607	4	
5	W18	5310-99-214-9715	. WASHER, LOCK, 5/16 in.	786079	4	
6	Z88	5305-99-765-7105	. SCREW, MACHINE, 3/8 in. UNC x 7/8 in. lg	752670	3	
7	G1	5310-99-941-8635	. WASHER, FLAT	785613	3	

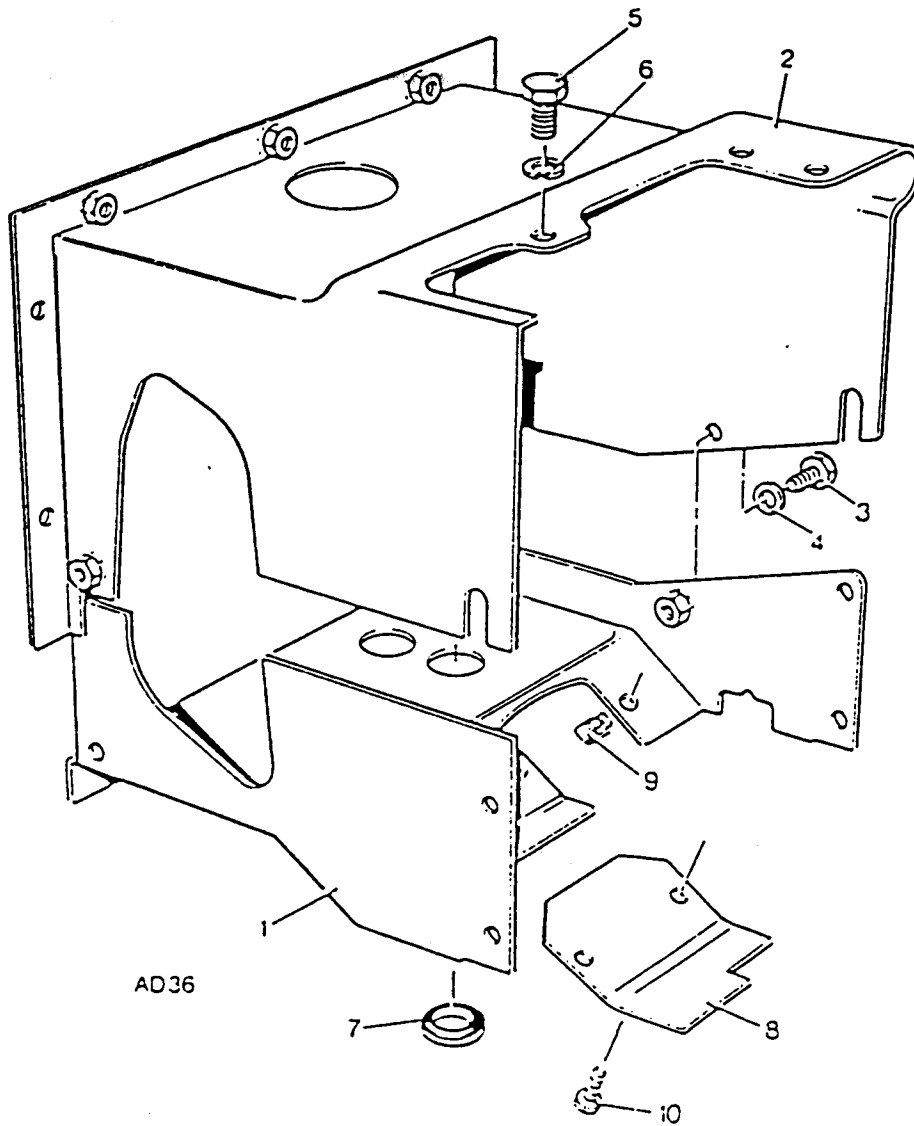


Fig. 17 Hot air outlet adaptor - exploded view

FIG 17 ITEM	DMC Army	NATO STOCK NUMBER	ITEM NAME AND DESCRIPTION	PART NO./ DRAWING NO.	NO. OFF	ANNOTATIONS
NI		NP	HOT AIR OUTLET ADAPTOR	-	REF	
NI		NP	ADAPTOR KIT	Code DA	1	
NI		NP	ADAPTOR KIT - With FLP	Code DB	1	
1		NP	. DUCTING (Modified)	TBA	1	
2		NP	. DUCTING (Modified)	TBA	1	
3	G1	5305-99-941-0511	. SCREW, MACHINE, 1/4 in. UNF x 1/2 in. lg	742623	4	
4	G1	5310-99-122-1690	. WASHER, FLAT, 1/4 in.	785621	4	
5	G1	5305-99-941-0696	. SCREW, MACHINE, 5/16 in. UNC x 1/2 in. lg	752645	1	
6	W18	5310-99-214-9715	. WASHER, LOCK, 5/16 in.	786079	1	
7		NP	. GROMMET	787054	2)
8		NP	. BLANKING PLATE Code DA	363288	1)Lister/
9		NP	. CAPTIVE NUT	323059	2)Petter
10		NP	. SCREW, SPIRE	323060	2)

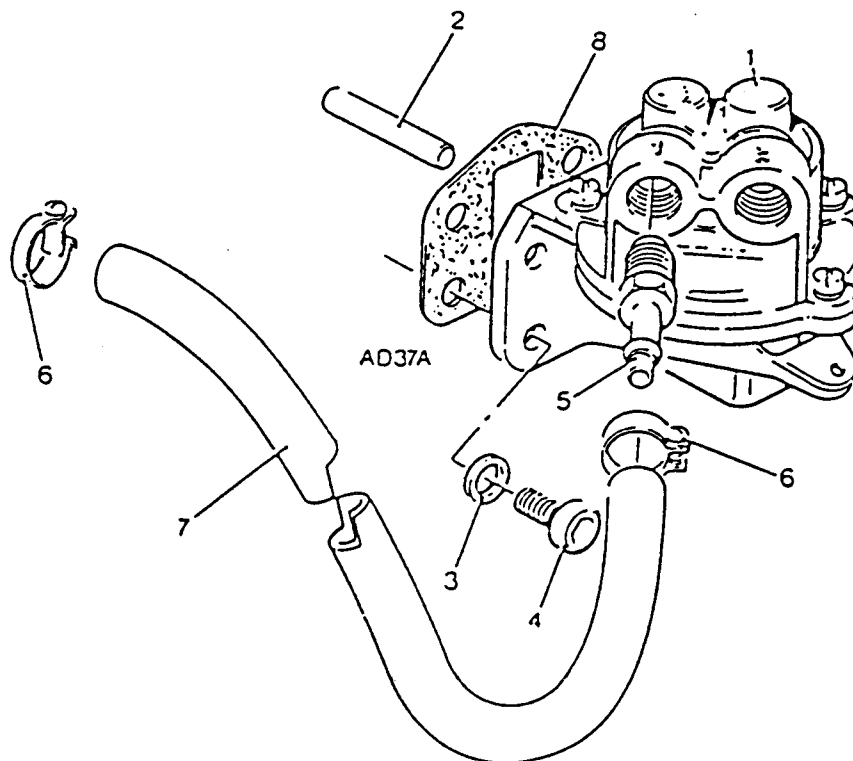


Fig. 18 Fuel lift pump kit

FIG 18 ITEM	DMC Army	NATO STOCK NUMBER	ITEM NAME AND DESCRIPTION	PART NO./ DRAWING NO.	NO. OFF	ANNOTATIONS
NI		NP	FUEL, LIFT PUMP KIT	Code FF	1	
1	X3	2815-99-376-2260	. FUEL, LIFT PUMP	275235	1	
2	X3	2815-99-244-3331	. PUSH ROD	365150	1	
3	Z88	5820-99-734-2277	. WASHER	785622	4	
4	Z88	5820-99-734-2271	. CAPSCREW-PUMP	754030	4	
5		NP	. CONNECTION	365253	2	Lister/ Petter
6	X3	4730-99-208-4802	. CLAMP, HOSE	327764	2	
7		NP	. FLEXIBLE FUEL PIPE	363862	1	
8	X3	5330-99-560-0278	. GASKET	365229	1	

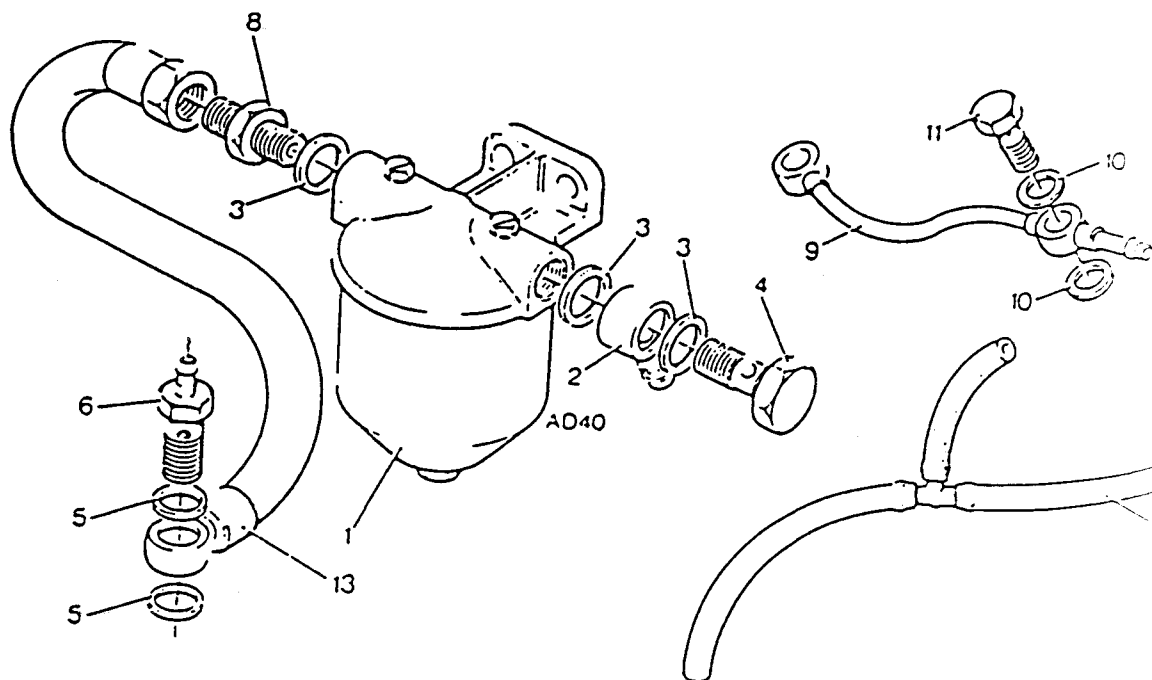


Fig. 19 Fuel filter assembly - exploded view

FIG 19 ITEM	DMC Army	NATO STOCK NUMBER	ITEM NAME AND DESCRIPTION	PART NO./ DRAWING NO.	NO. OFF	ANNOTATIONS
NI		NP	FUEL FILTER ASSEMBLY	-	REF	
NI		NP	FUEL FILTER KIT	Code FH	1	
1	X3	2940-99-204-8884	. FILTER, FLUID, PRESSURE	284359	1	
NI	X3	2940-99-201-5465	. . FILTER, ELEMENT, FLUID, PRESSURE	252427	1	
NI	X3	2910-99-206-0129	. . REPAIR KIT, FUEL FILTER	95710	1	
2	X3	4730-99-758-8019	. CONNECTOR, MULTIPLE, FLUID PRESSURE LINE	344215	1	
3	X3	5310-99-618-5102	. WASHER, FLAT, 1/2 in.	843105	3	
4	X3	4730-99-206-7622	. BOLT, FLUID PASSAGE	831026	1	
5	X3	5310-99-205-1376	. WASHER, FLAT, COPPER	267326	2	
6	X3	4730-99-207-1430	. BOLT, FLUID PASSAGE	336764	1	
7		NP	. PIPE ASSEMBLY, Self Bleed	362373	1	Lister/ Petter
8	X3	4730-99-205-1655	. ADAPTOR, STRAIGHT, PIPE	833027	1	
9		NP	. PIPE ASSEMBLY - Leak Off	364670	1	Lister/ Petter
10	X3	5310-99-770-4375	. WASHER	362483	4	
11	X3	4730-99-770-4376	. BOLT, FLUID PASSAGE	362997	2	

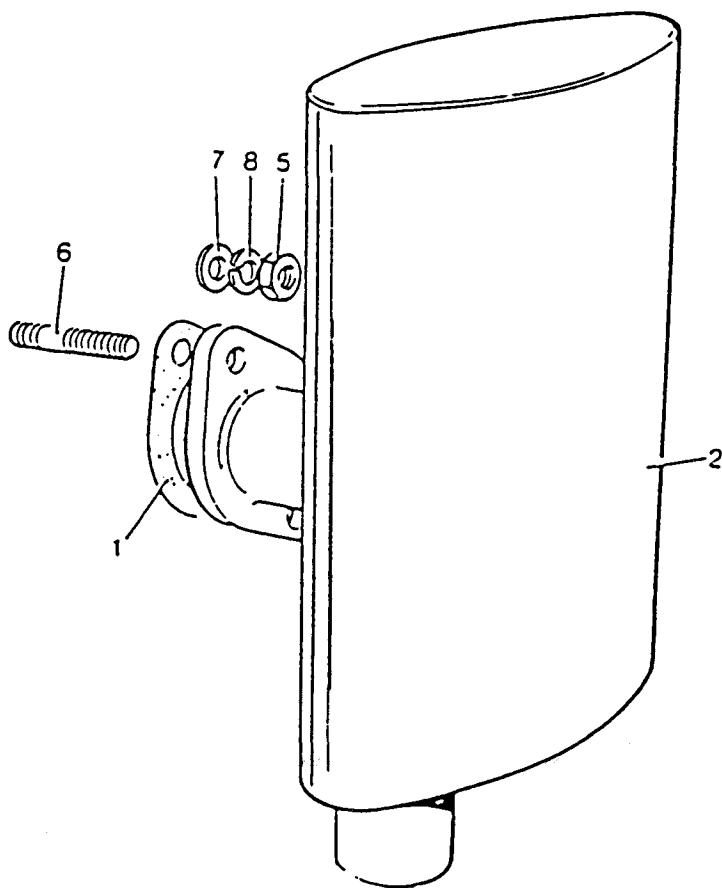


Fig. 20 Acoustic silencer - exploded view

FIG 20 ITEM	DMC Army	NATO STOCK NUMBER	ITEM NAME AND DESCRIPTION	PART NO./ DRAWING NO.	NO. OFF	ANNOTATIONS
NI NI		NP NP	ACOUSTIC SILENCER SILENCER KIT	- Code NM	REF 1	
1	X3	5330-99-431-1434	. GASKET	203067	1	
2		NP	. SILENCER	407062	1	Lister/ Petter
5	G1	5310-99-941-0925	. NUT, PLAIN, HEXAGON, 5/16 in. UNF	746607	2	
6	G1	5307-99-120-4256	. STUD, PLAIN, 5/16 in. UNF x 1 3/8 in. lg	762631	2	
7		NP	. WASHER	785632	2	Lister/ Petter
8	W18	5310-99-214-9715	. WASHER, LOCK, 5/16 in.	786079	4	

Chapter 2-3-1-1

PARTS LIST

CAMSHAFT AND GOVERNOR

CONTENTS

Chapter

2-3-1-1	Camshaft and Governor
2-3-1-1-1	Camshaft Gear

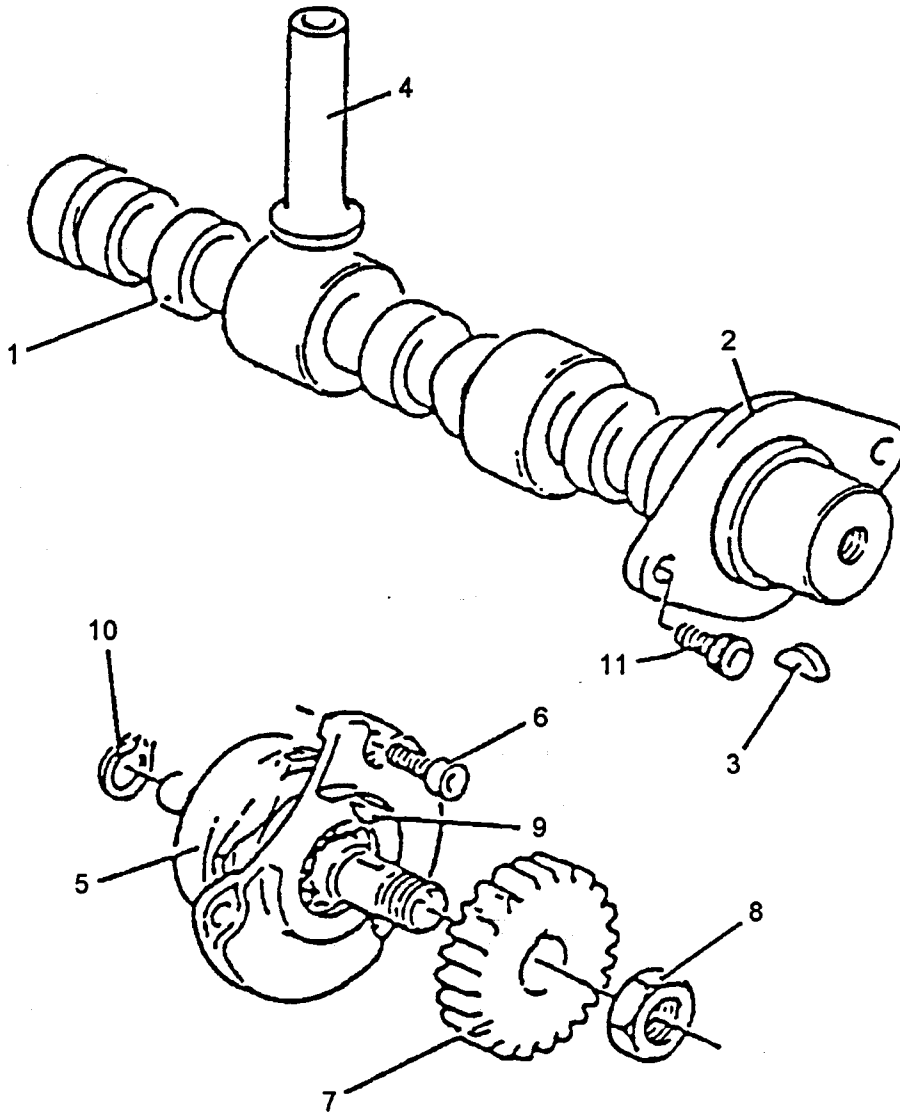


Fig.1 Camshaft and governor

ARMY EQUIPMENT
SUPPORT PUBLICATION

6115-G-350-711

FIG 1 ITEM	DMC Army	NATO STOCK NUMBER	ITEM NAME AND DESCRIPTION	PART NO/ DRAWING NO.	NO. OFF	ANNOTATIONS
NI 0		NP	CAMSHAFT AND GOVERNOR		REF	
1X3		2815-99-257-4226	CAMSHAFT, ENGINE: 6 CAMS: 13-3/8 in. O/A LG	273396	1	
2X3		2815-99-758-8002	THRUST PLATE, CAMSHAFT SEL28012 ACD 442	347477	1)
36MT1		5315-99-943-5956	KEY, WOODRUFF STEEL; RDG C 55 ROUND BOTTOM STYLE; 0.74 in CIRCLE DIA; 0.156 in THK; 0.31 in ROUND BOTTOM TYPE HEIGHT	792011	1) Lister/) Petter)
4X3		2815-99-205-0654	TAPPET, ENGINE POPPET VALVE SEL28012 AAD 36	265092	4) Lister/) Petter
5X3		2815-99-257-4227	GOVERNOR, DIESEL ENGINE: COMPRISING:- SHAFT, BALL RACE, BUSHING AND VARIOUS HARDWARE	336136	1	
6G1		5305-99-970-6381	SCREW, SOCKET HEAD, 1/4 in. UNC x 5/8 in.LG	754003	3	
7X3		2815-99-205-1386	GEAR, SPUR	266010	1	
8G1		5310-99-977-4621	NUT, SELF LOCKING, HEX. 1/2 in. UNF	747105	1	
9X3		5315-99-943-5948	KEY, WOODRUFF STEEL; BS KEY AND CUTTER NO.303; RD BOTTOM TYPE	792002	1	
1046MT1		5365-99-942-5701	RING, RETAINING	784203	1	
11X3		5305-99-770-7167	SCREW, SOCKET HEAD	363063	2	

Chapter 2-3-1-1-1

PARTS LIST

CAMSHAFT GEAR

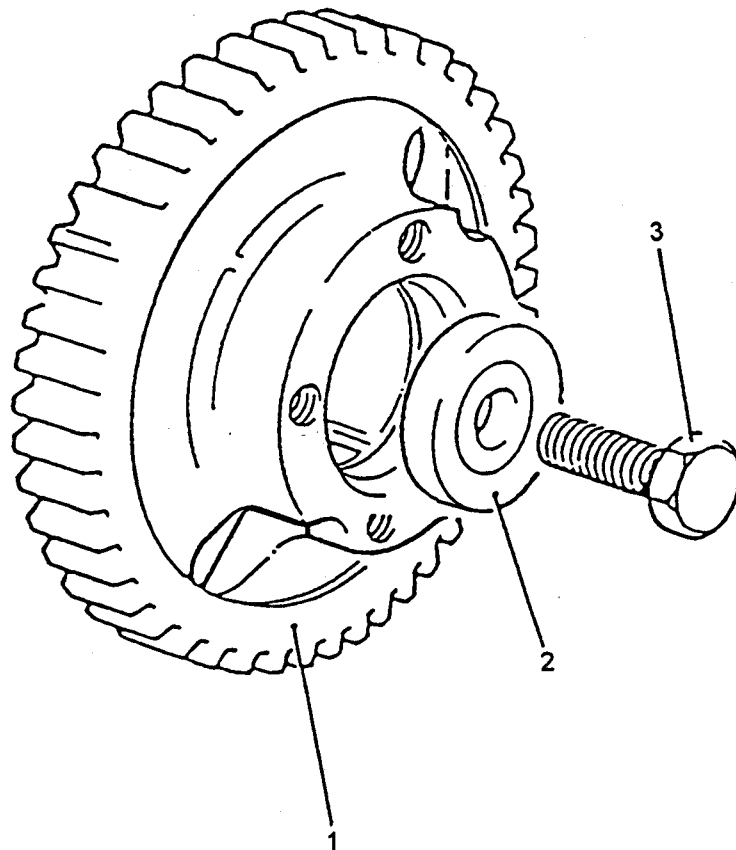


Fig 1 Camshaft - exploded view.

FIG 1 ITEM	DMC Army	NATO STOCK NUMBER	ITEM NAME AND DESCRIPTION	PART NO/ DRAWING NO.	NO. OFF	ANNOTATIONS
NI 0		NP	CAMSHAFT	-	REF	
1	X3	3020-99-207-2291	. GEAR, SPUR	330238	1	
2	X3	2815-99-205-1569	. PLATE, GEARWHEEL	2-266392	1	
	X3		RETAINING: STEEL, 11/32 in ID; 1-9/32 in OD; 3/16 in THK; 10 DEGREE ANGLED FACE			
3		5306-99-770-0091	. BOLT, SELF-LOCKING, 0.312-24 UNF x 1 in. NOMINAL LG	363064	1	

Chapter 2-3-1-2

PARTS LIST

FLYWHEEL AND MAIN BEARING

CONTENTS

Chapter

2-3-1-2	Flywheel and Main Bearing
2-3-1-2-1	Shaft Extension
2-3-1-2-2	Gear Cover
2-3-1-2-3	Flywheel End Adaptor

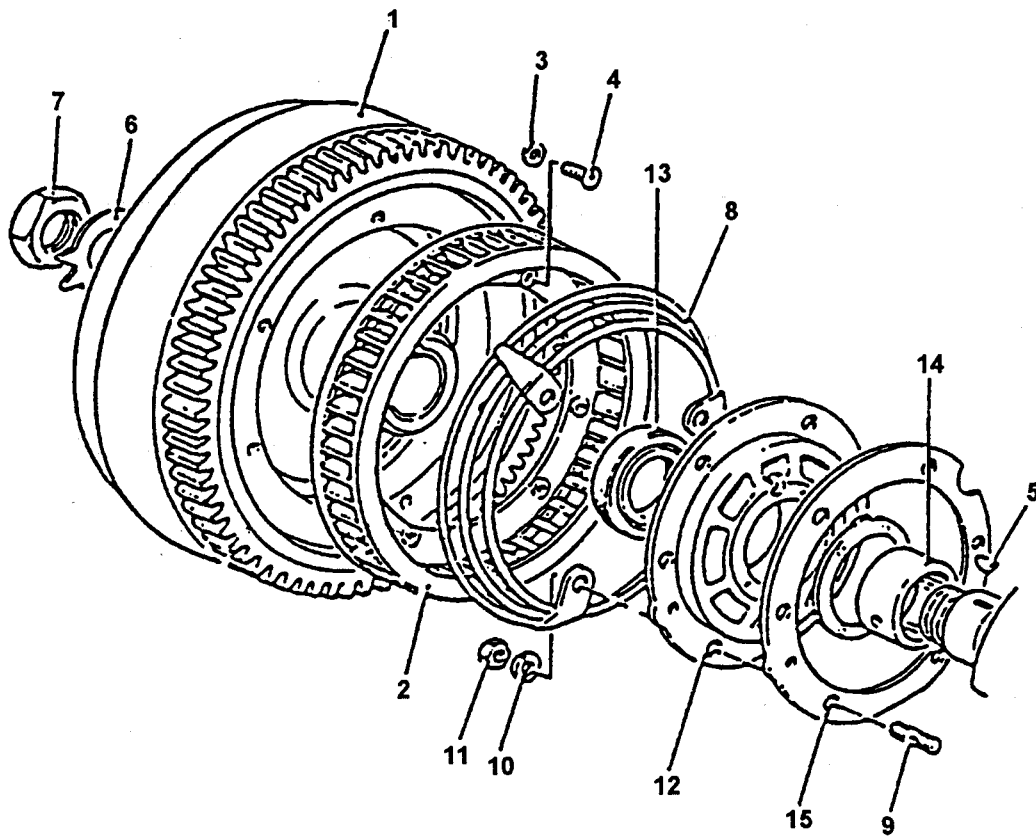


Fig. 1 Flywheel and main bearing housing - exploded view

FIG 1 ITEM	DMC Army	NATO STOCK NUMBER	ITEM NAME AND DESCRIPTION	PART NO/ DRAWING NO.	NO. OFF	ANNOTATIONS
1 0		NP	FLYWHEEL AND MAIN BEARING HOUSING	-	REF	
1 X3		2815-99-861-9325	. FLYWHEEL ASSEMBLY:	275197	1	
2 X3		2930-99-257-4221	. FLYWHEEL C/W GEAR RING	274894	1	
3 X3		5310-99-738-3443	. FAN, ENGINE COOLING	BS4320	6	
4 X3		5305-99-779-6302	. WASHER, FLAT, 5.3 mm DIA, STEEL, ZINC PLTD	BS1981PNCRU	6	
5		NP	. SCREW, MACHINE, 0.019 in UNF X 0.5 in LG, STEEL ZINC PLTD.	NO.190X008ST OOZN	1	
6 X3		5310-99-746-6975	. KEY	790112	1	
7 X3		5310-99-135-2455	. WASHER, KEY	350481	1	
8 X3		2815-99-758-5061	. NUT, PLAIN, HEXAGON, 1 1/4 in X 12 UNF STEEL PHOSPHATE CTD	265093	1	
9 X3		5307-99-016-7546	. SCREEN, FLYWHEEL; MILD ST, 7.5 in O/D, 6.25 in I/D	294913	1	
10 G1		5310-99-941-8623	. STUD, MADE FROM PART NO. F.P.762631 AND TREATED WITH LOCTITE DRI-; LOC211 AS USED ON AC1R ENGINE	363065	6	
11 G1		5310-99-202-9996	. WASHER, FLAT, STL, RD, CADMIUM PLTD, RD HOLE 5/16 in. NOM BOLT SIZE, 5/8 in O/A, 0.072 in (15 SWG) THK	785012	6	
12 X3		2815-99-208-4612	. NUT, SELF-LOCKING, HEXAGON, 5/16 in-24 UNF STL ZINC PLTD	747102	6	
13 X3		5330-99-257-4222	. HOUSING, BEARING FLYWHEEL CI, 1-3/4 in I/D X 5-3/4 in O/D X 1-5/8 in H O/A DIM	273120	1	
14 X3		3120-99-790-3139	. SEAL, PLAIN, ENCASED, RUBBER VITON 0.313 in NOM W	363686	1	
NI 14 X3		3120-99-792-4411	. BEARING, SLEEVE, COPPER ALLOY, 25.5 mm LG 45.35 mm O/D, 41.33 mm I/D	355607	1	
NI 14 X3		3120-99-752-3237	. BEARING, SLEEVE; 0.25 mm UNDERZIZE	360669	1	
15 X3		5330-99-792-4410	. BEARING, SLEEVE; 0.51 mm UNDERSIZE	360670	1	
NI 16 X3		3020-99-352-8309	. GASKET; ASBESTOS, RD 115.1 mm I/D, 146 mm O/D, 0.2 in NOM THK	361871	1	
NI 17 X3		2990-99-203-8706	. PULLEY, ROPE START	275231	1	
			. STARTER, ROPE, ENGINE	317459	1	

Chapter 2-3-1-2-1

PARTS LIST

SHAFT EXTENSION

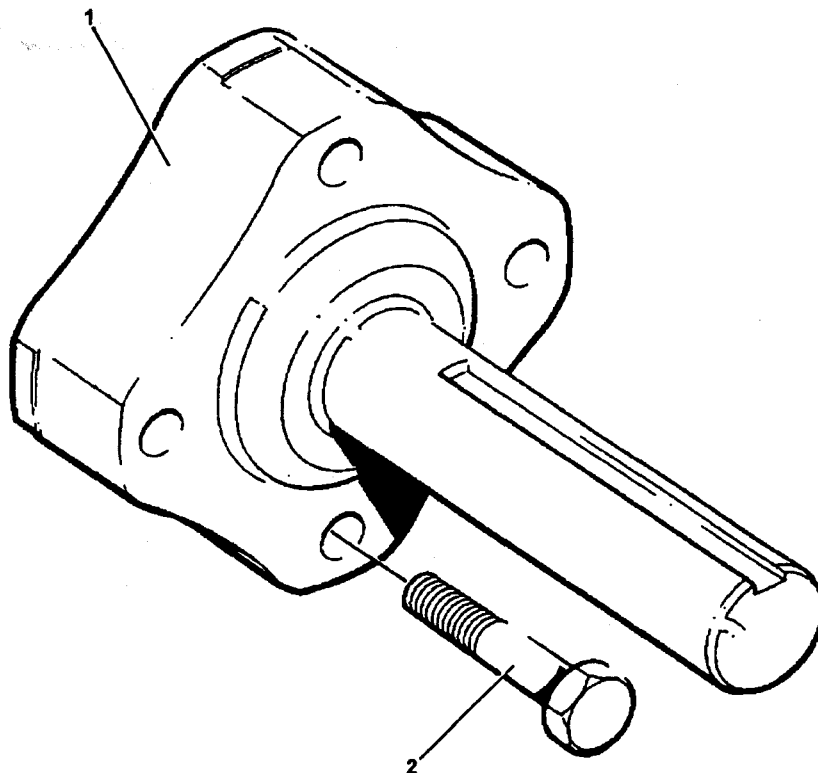


Fig. 1 Shaft extension kit

FIG 1 ITEM	DMC Army	NATO STOCK NUMBER	ITEM NAME AND DESCRIPTION	PART NO. / DRAWING NO.	NO. OFF	ANNOTATIONS
1 0		NP	SHAFT EXTENSION KIT		REF	
1 1	X3	2815-99-257-4232	. SHAFT, EXTENSION; STEEL, 6-11/16 in O/A LG, 3-15/16 in MAJOR DIA	361613	1	
2		5306-99-798-4252	. BOLT, MACHINE: ST, PHOSPHATE/BLACK; 0.312-24 UNF, 1.75 in MAX LG	361610	4	

Chapter 2-3-1-2-2

PARTS LIST

GEAR COVER

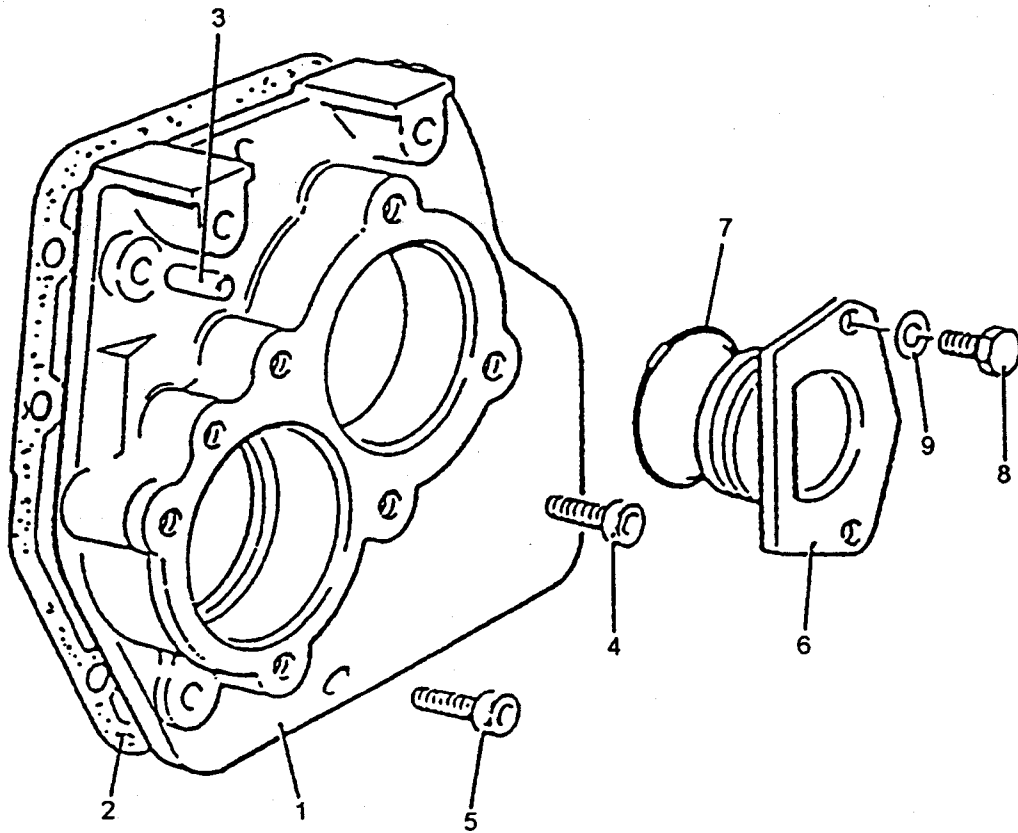


Fig. 1 Gear end cover - exploded view

FIG 1 ITEM	DMC Army	NATO STOCK NUMBER	ITEM NAME AND DESCRIPTION	PART NO/ DRAWING NO.	NO. OFF	ANNOTATIONS
NI 0			GEAR END COVER	-	REF	
1	X3	2815-99-205-0701	. HOUSING, MECHANICAL DRIVE	272303	1	
2	X3	2815-99-902-1339	. JOINT, COVER, GEAR; AAA 56 (SUPPLIE ONLY ON SET)	367870	1	
3	X3	5315-99-205-1433	. PIN, STRAIGHT HEADLESS; SILVER STEEL 1/4 in O/D 7/8 in LG	266395	2	
4	G1	5305-99-970-6382	. SCREW, SOCKET HEAD, 1/4 in. UNC x 3/4 in. lg	754004	7	
5	G1	5305-99-941-6968	. SCREW, SOCKET HEAD, 1/4 in-20 UNC x 1-1/2 in LG, STL ZINC PLTD	754008	1	
6	X3	2815-99-787-7819	. PLUG, GEAR COVER; ZINC ALLOY; 65 mm PLUG O/D FLANGE MOUNTED W/2 HOLES 9 mm DIA; 13 mm O/A THK	272362	1	
7	X3	5330-99-791-6290	. RING, SEALING, TOROIDAL	359929	1	
8	G1	5305-99-941-0698	. SCREW MACHINE, UNC S STL HX HD ZINC PLTD 5/16 in. X 3/4 in LG, CLASS 2A THD	BS1768HXEXUN 0.312X012STO OZ180077	2	
9	G1	5310-99-941-8386	. WASHER, FLAT STEEL RD ZINC PLTD FINISH, RD HOLE, 5/16 in NOM BOLT SIZE 5/8 in O/D; 0.04 in THK (195WE)	785612	2	

Chapter 2-3-1-2-3

PARTS LIST

FLYWHEEL END ADAPTOR

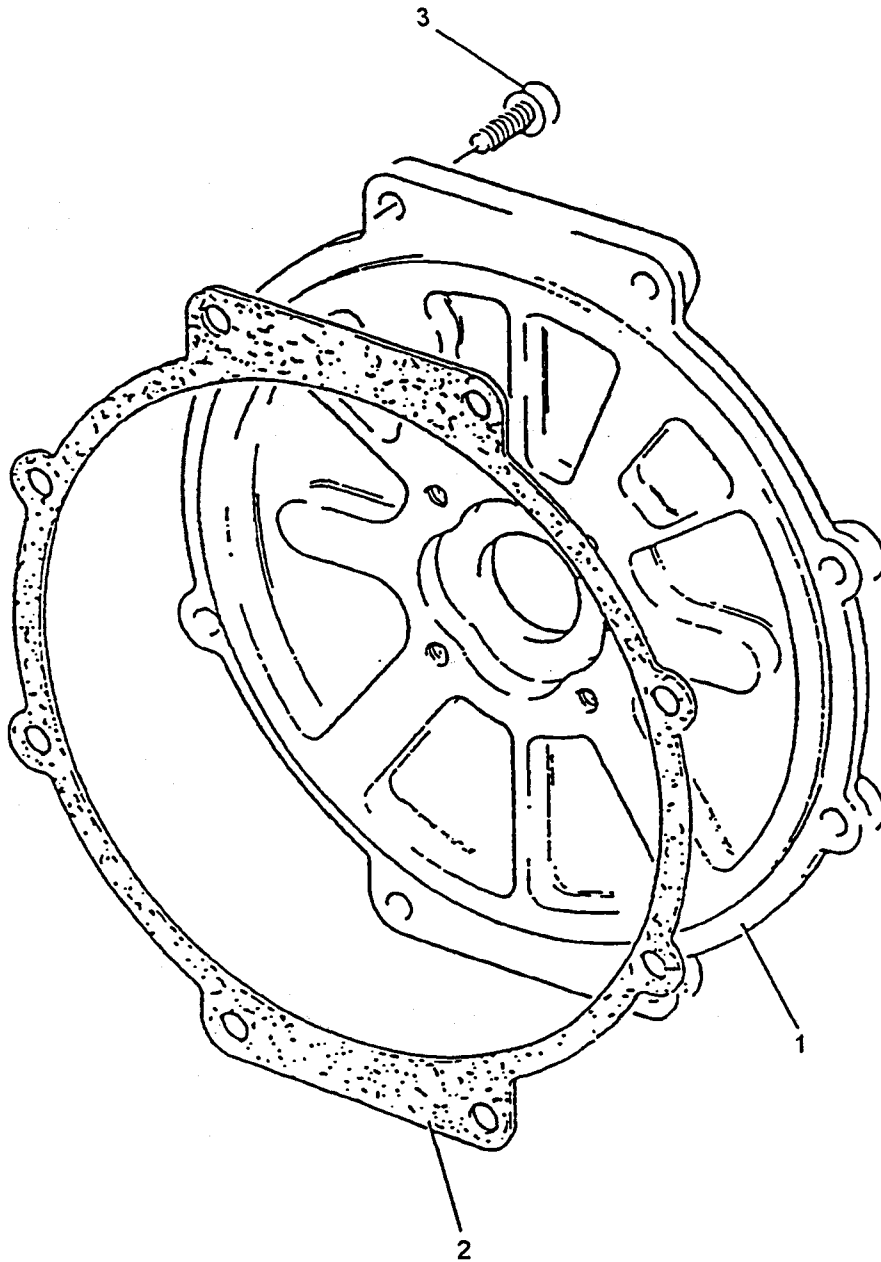


Fig. 1 Flywheel end adaptor - exploded view

FIG 1 ITEM	DMC Army	NATO STOCK NUMBER	ITEM NAME AND DESCRIPTION	PART NO/ DRAWING NO.	NO. OFF	ANNOTATIONS
1	0	NP	FLYWHEEL END ADAPTOR		REF	
1	X3	2815-99-787-7826	. ADAPTOR	296623	1	
2	X3	5330-99-792-7137	. GASKET; PLASTIC, RD, 268.3 mm I/D; 285.8 mm O/D; 0.35 mm THK	298406	1	
3	G1	5305-99-941-8263	. SCREW, SOCKET HEAD	754058	4	

Chapter 2-3-1-3

PARTS LIST

CYLINDER HEAD AND BARREL

CONTENTS

Chapter

2-3-1-3	Cylinder Head and Barrel
2-3-1-3-1	Stop and Run Lever

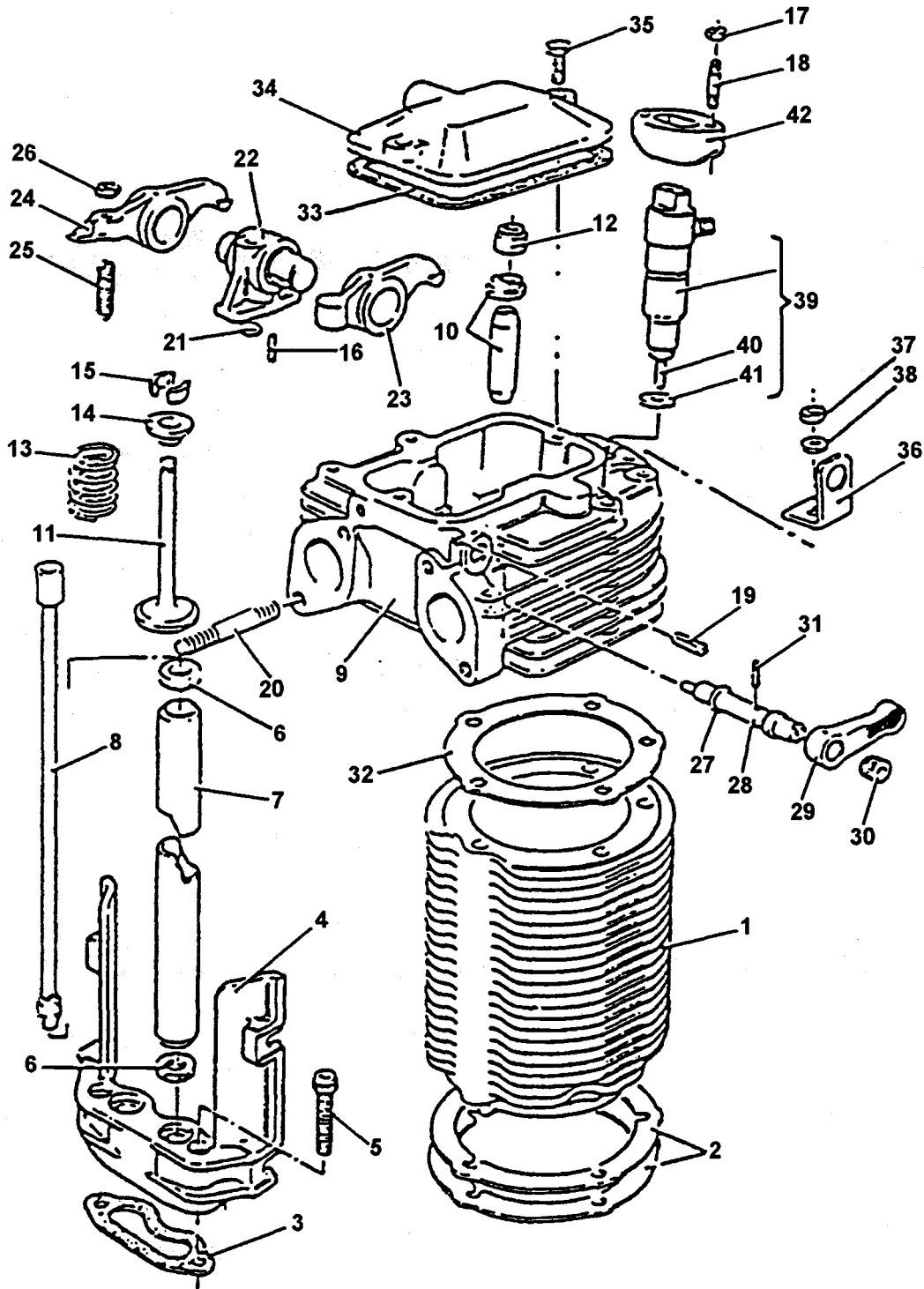


Fig. 1 Cylinder head and barrel - exploded view

ARMY EQUIPMENT
SUPPORT PUBLICATION

6115-G-350-711

FIG 1 ITEM	DMC Army	NATO STOCK NUMBER	ITEM NAME AND DESCRIPTION	PART NO/ DRAWING NO.	NO. OFF	ANNOTATIONS
1	0	NP	CYLINDER HEAD AND BARREL	-	REF	
1	X3	2815-99-787-7832	CYLINDER BLOCK, DIESEL ENGINE	272523	2	
2	X3	5365-99-787-7833	SHIM; STEEL 0.38 mm THK O/A DIMS APPROX 112 mm O/D; 88 mm 1/D.	362013	2	
NI	2	X3	5365-99-787-7834	360718	2	
	X3	5330-99-796-4904	SHIM; STEEL 0.25 mm THK O/A DIMS APPROX 112 mm O/D; 88 mm 1/D.	360737	2	
3	X3	5330-99-796-4904	GASKET; ASBESTOS, 82.7 mm LG, 26 mm W, 0.41 mm THK	360737	2	
4	X3	2815-99-257-4219	HOUSING, PUSH ROD TUBE ALUMINIUM ALLOY, 126.5 mm LG, 125 mm H	274177	2	
5	G1	5305-99-941-6968	SCREW, SOCKET HEAD, 1/4 in-20 UNC x 1 1/2 in. LG, STEEL ZINC PLTD	754008	5	
6	X3	5310-99-205-0265	WASHER, FLAT, POLYACRYLIC 0.68 in I/D, 0.156 in THK	318514	8	
7	X3	2815-99-787-7845	TUBE, PUSH ROD HOUSING STEEL CADMIUM OR ZINC PLT 138 mm LG, 1/2 in I/D 5/64 WALL THK 15 DEG CHAMFER EITHER END	360705	4	
8	X3	2815-99-787-7846	PUSH ROD, ENGINE POPPET VALVE, 202.1/204.55 mm LG FROM BALL END TO CUP	360704	4	
NI	9	X3	2815-99-770-0075	363844	2	
10	X3	2815-99-790-3137	CYLINDER HEAD, DIESEL ENGINE, C/W VALVE GUIDES VALVES, VALVE SPRINGS AND VALVE INSERTS	364533	4	
11	X3	2815-99-791-4553	GUIDE, ENGINE POPPET VALVE, CAST IRON O/A DIMS 44.5 mm LG, 13.207/13.22 mm O/D, 6.35/6.45 mm I/D, C/W STEEL SPRING PLATE 24.13 mm O/D	360709	4	
12	6MT1	2805-99-775-2984	VALVE, POPPET, ENGINE SEAL, VALVE STEM, RUBBER SYNTHETIC, O/A DIMS 13.97 mm DIA, 11.13 mm H	358693	2	
13	X3	5360-99-207-2989	SPRING, HELICAL, COMPRESSION, STEEL 0.756/0.776 in I/D 0.94/0.96 in O/D 1.79 in FREE LG	330204	4	
14	X3	2815-99-207-2990	LOCK, VALVE SPRING RETAINER	330241	4	
15	X3	3460-99-206-2060	COLLET, MACHINE; 8 mm LG 10 mm NOMINAL O/D, 7 mm I/D, 1 IN 4 EXTERNAL TAPER	359401	4	
16	G1	5315-99-202-1357	PIN, SPRING; STEEL, 0.125 in DIA, 0.5 in LG, 0.024 in MATL THK, 1840 LBS FORCE PER SQ/IN	774122	2	
17	G1	5310-99-804-7941	NUT, PLAIN, HEXAGON, UNF, STEEL, CHAMFERED BEARING SURFACE, ZINC PLTD FINISH 1/4 in-28, 7/16 W A/F, 0.224 in O/A H	BS1768PLHX0. 250STOOZN	4	
18	X3	5307-99-770-7159	STUD, PLAIN; STEEL ZINC PLTD; 1/4 in-28 UNF NUT END; 2 in O/A LG	762609	4	

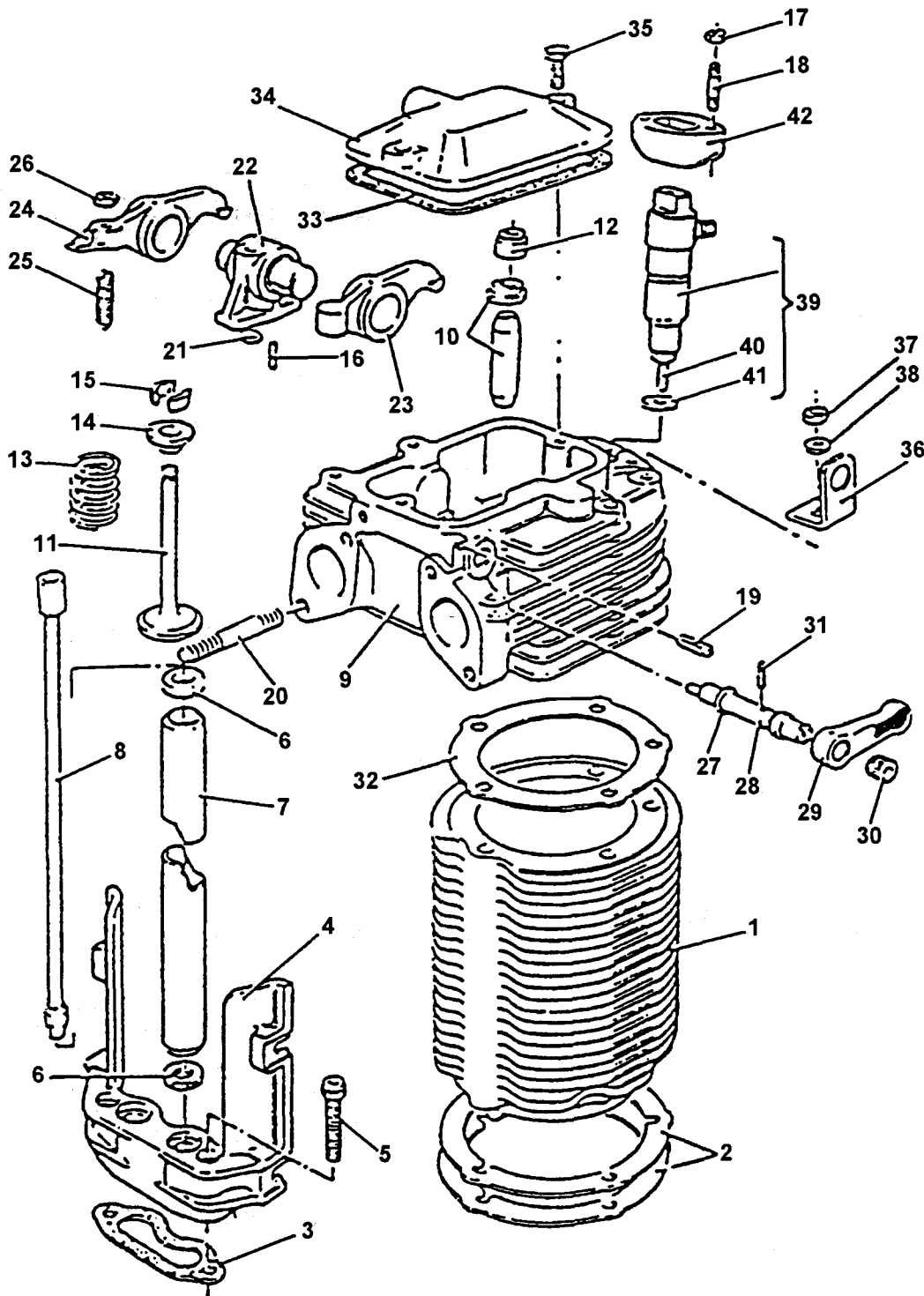


Fig. 1 Cylinder head and barrel - exploded view

FIG 1 ITEM	DMC Army	NATO STOCK NUMBER	ITEM NAME AND DESCRIPTION	PART NO/ DRAWING NO.	NO. OFF	ANNOTATIONS
1	19 X3	5315-99-791-6291	CYLINDER HEAD AND BARREL (continued) PIN, SPRING STEEL PHOSPHATE COATED; 0.194 in MIN 0.199 in MAX DIA 7/8 in LG	774160	2	
	20 G1	5307-99-120-3551	STUD, PLAIN, 5/16 in-24 UNF NUT END, 5/16-18 UNC STUD END, 1.625 in O/A LG	762633	8	
	21 X3	5330-99-209-9078	RING, SEALING, TOROIDAL RUBBER, 7.47/7.73 mm I/D 2.54/2.70 mm THK	355176	2	
	22 X3	2815-99-209-8046	BRACKET, ROCKER SHAFT	355177	2	
	23 X3	2815-99-783-2394	ROCKER ARM, ENGINE POPPET VALVE, STEEL 0.54 in W, 0.626 in BORE MAX DIMS HARDENED NOSE	359672	2	
	24 X3	2815-99-790-3136	ROCKER ARM, ENGINE POPPET VALVE, STEEL 3.25 in LG, 1.031 in W, C/W REAMED PIVOT HOLE 1/4-28 UNF	359673	2	
	25 X3	2815-99-205-0639	SCREW, ADJUSTING VALVE TAPPET	266039	4	
	26 G1	5310-99-941-0836	NUT, PLAIN HEXAGON; 1/4- 28 UNF, STEEL, CHAMFERED OR WASHER FACED	BS1768PLHXUN 0.250 STOOONO	4	
	27 X2	5330-99-539-0064	RING, SEALING, TOROIDAL; RUBBER VITON A, 0.25 in I/D, 0.073 in MAX CROSS SECT H, 60.0 SHORE DUROMETER A NOMINAL	266003* ISSUE 3	2	
	28 X3	2815-99-205-0656	SHAFT, SHOULDERED.	267354	2	
	29 X3	2815-99-783-2393	LEVER, REMOTE CONTROL; SINTERED IRON; BIG END 0.375/0.376 in I/D, SMALL END 13/64 in I/D	361129	2	
	30 X3	5340-99-205-1644	RING, TOLERANCE; STEEL, 3/8 in BORE, 3/8 in O/A LG	268102	2	
	31 G1	5315-99-202-1357	PIN, SPRING, STEEL 0.125 in DIA, 0.5 in LG, 0.024 in MATL THK, 1840 LBS FORCE PER SQ/IN	774122	2	
	32 X3	5330-99-796-4902	GASKET; ALUMINIUM ALLOY APPROX 100 mm O/D, 81.3/81.5 mm I/D, 2.51/2.64 mm THK	360712	2	
	33 X3	5330-99-208-9399	GASKET COPERITE A1 OBLONG, 4-3/8 in BY 2- 15/16 in, 0.015 in THK	350031	2	
	34 X3	2815-99-617-3316	COVER, ROCKER, ENGINE	275163	4	
	35 G1	5305-99-941-0687	SCREW, MACHINE, UNC, STEEL, HEX HD, ZINC PLTD 1/4 in DIA-20 TPI, 3/4 in FASTENER LG, 3/4 in THD LG, CLASS 2A 112000 LBF/IN SQ MTS	BS1768HXEX UN0.250X01 2STOOZN		

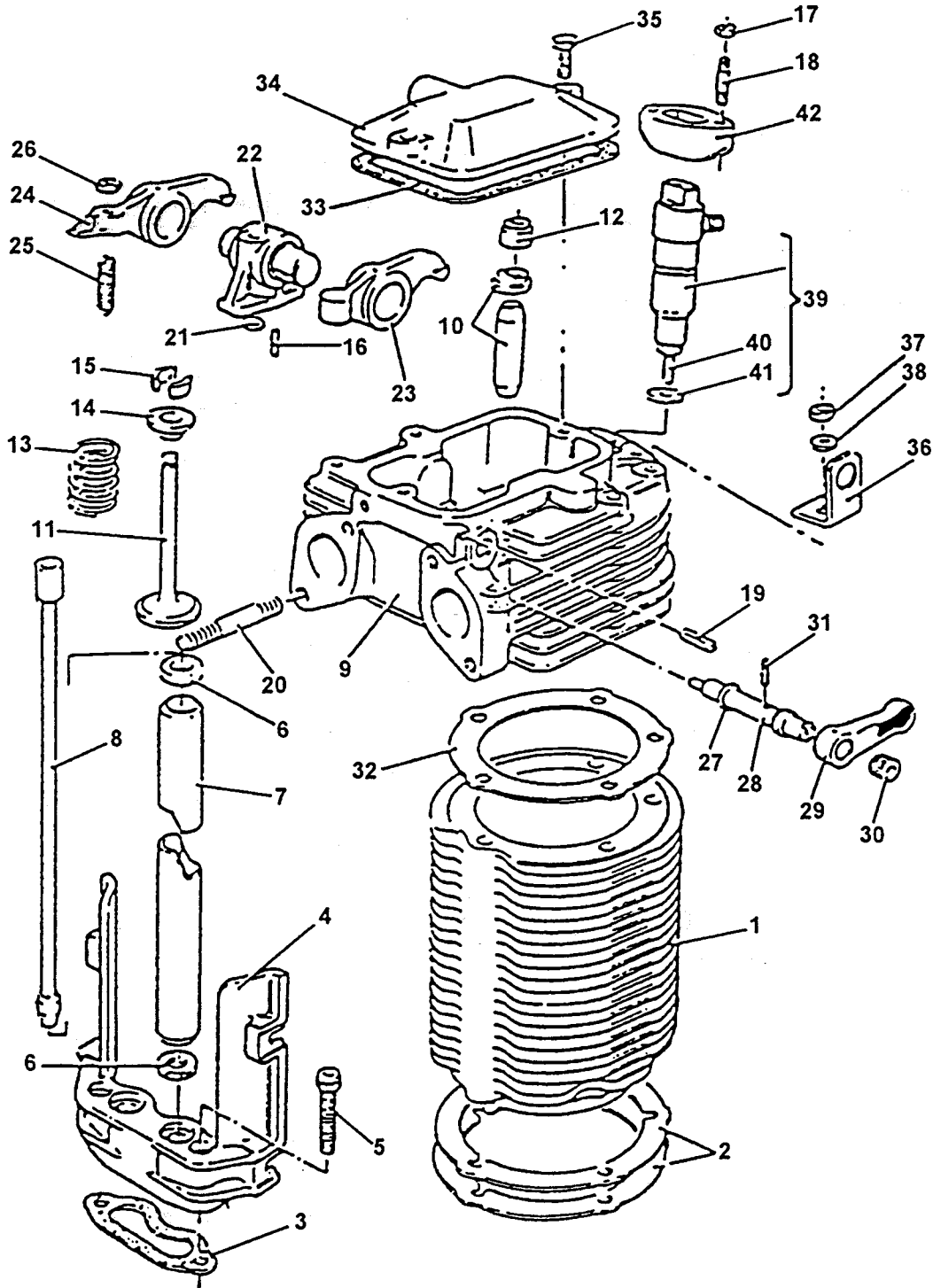


Fig. 1 Cylinder head and barrel - exploded view

FIG 1 ITEM	DMC Army	NATO STOCK NUMBER	ITEM NAME AND DESCRIPTION	PART NO/ DRAWING NO.	NO. OFF	ANNOTATIONS	
1	36	X3	2815-99-205-1606	CYLINDER HEAD AND BARREL (continued) BRACKET, LIFTING	266428	2	
	37	G1	5310-99-124-4450	NUT, PLAIN, HEXAGON, UNF STEEL FULL BEARING SURFACE, 5/16 in, 0.493/0.500 in A/F 0.261/0.271 in H	746028	2	
	38	G1	5310-99-941-8386	WASHER, FLAT, STEEL, RD ZINC PLTD FINISH RD HOLE, 5/16 in NOM BOLT SIZE 5/8 in O/D, 0.04 in THK (195WE)	BS3410FT0.31 2RD0.622STOO ZN	2	
	39	X3	2910-99-796-4901	SPRAY TIP, NOZZLE, FUEL INJECTOR; 107 mm LG; 45 mm W; 22.9 mm H, 210 BAR PRESSURE SETTING, M8 FEMALE, M12 MALE THD CONN	362220	2	
	40	6MT12	4320-99-791-4552	NOZZLE, LONG TYPE, O/A APPROX LG 48.035 mm BODY S 2% NICKEL CHROME 14.38/14.40 mm O/D X 16.875 mm LG, STEM DIA 6.9/7.0 mm O/D X APPROX 21	360740 @ ISSUE 3	2	
	41	X3	5310-99-791-9399	WASHER, FLAT, COPPER, BS2870, 15.75/16.25 mm O/D, 7.25/7.75 mm I/D 1.25/1.75 mm THK	361296 @ ISSUE 1/2	2	
	42	X3	2910-99-798-4249	CLAMP, INJECTOR, CAST IRON O/A DIMS 48 mm LG, 34mm W, 21 mm H, RECT CENTRAL HOLE W/ROUND ENDS 2 MTG HOLES 7 mm DIA	362215	2	

Chapter 2-3-1-3-1

PARTS LIST

STOP AND RUN LEVER

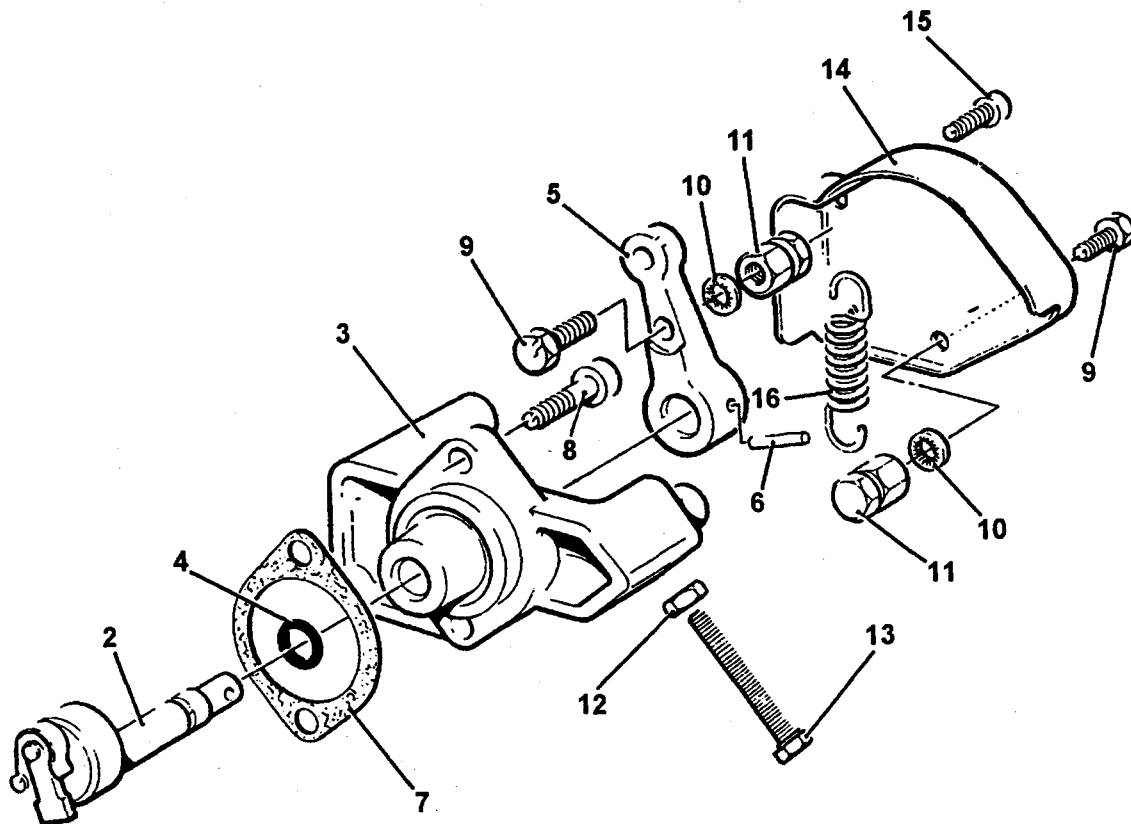


Fig. 1 Stop and run lever

ARMY EQUIPMENT
SUPPORT PUBLICATION

6115-G-350-711

FIG 1 ITEM	DMC Army	NATO STOCK NUMBER	ITEM NAME AND DESCRIPTION	PART NO/ DRAWING NO.	NO. OFF	ANNOTATIONS
NI 0		NP	STOP AND RUN LEVER		REF	
NI 1		NP	HOUSING AND SPINDLE ASSY	363205	1	
2 X3		2815-99-562-7504	SPINDLE ASSEMBLY	362239	1	
3 X3		2815-99-770-7141	HOUSING; STOP/RUN CONTL SPINDLE ALUMINIUM ALLOY	274425	1	
4 6MT1		5330-99-713-6164	RING, SEALING, TOROIDAL RUBBER, 0.296/0.306 in I/D, 0.067/0.073 in THK	359981	1	
5 X3		2815-99-035-3162	LEVER	364964	1	
6 G1		5315-99-138-5983	PIN, SPRING, STEEL, ZINC PLTD, 0.125 in DIA 0.687 in O/A LG, 0.028 in THK; 2100 PSI SHEAR STRENGTH	RP125-0687-7- 6	1	
7 X3		5330-99-206-2068	GASKET ASBESTOS, 1-11/32 in I/D, 0.008 in CROSS-SECT THK, 2 BOLT HOLES, 2-1/4 in O/A W, 1/4 in OUTSIDE, CORNER RAD, 1-3/4 in BOLT HOLE	266017	1	
8		NP	SCREW, SOCKET HEAD	754005	2	
9 X3		5305-99-770-7165	SCREW MACHINE, STEEL ZINC PLTD, 0.138-32 UNC 0.5 in LG	BS1981HXEXUNO .138X008STOOZ N	1	
10 X3		5310-99-771-9227	WASHER, LOCK, STEEL, ZINC PLTD, 0.145 in I/D 0.305 in O/D, 0/018 in THK	786603	2	
11 X3		5310-99-770-0088	NUT, PLAIN, HEXAGON STEEL, ZINC PLTD 6-32 UNC	363129	2	
12 G1		5310-99-941-2419	NUT, PLAIN, HEXAGON UNF STEEL, CHAMFERED BEARING, ZINC PLTD, NO 10 BY 0.13 in O/H H	BS1981PLHXUNO .190STOOZN	1	
13 X3		5305-99-770-7166	SCREW, CAP, HEXAGON HD STEEL, ZINC PLTD 0.190-32 UNF, 1.5 in NOMINAL LG	BS1981HXEXUNO .190X024STOOZ N	1	
14 X3		2815-99-770-0101	GUARD SUB ASSEMBLY	363206	1	
15 G1		5305-99-970-6382	SCREW, SOCKET HD, STEEL 0.25-20 UNC, 0.75 in NOMINAL LG	BS2470FLSOUNO .250X012STOOO X	3	
16 X3		5360-99-770-0096	SPRING, HELICAL, EXTENSION, CRES, 34.5 mm FREE INSIDE LG, 7.9 mm COIL O/D, HOOKENDS	363128	1	

Chapter 2-3-1-4

PARTS LIST

LUBRICATING OIL PUMP AND FILTER

CONTENTS

Chapter

2-3-1-4	Lubricating Oil Pump and Filter
2-3-1-4-1	Oil Pipes
2-3-1-4-2	Low Pressure Switch

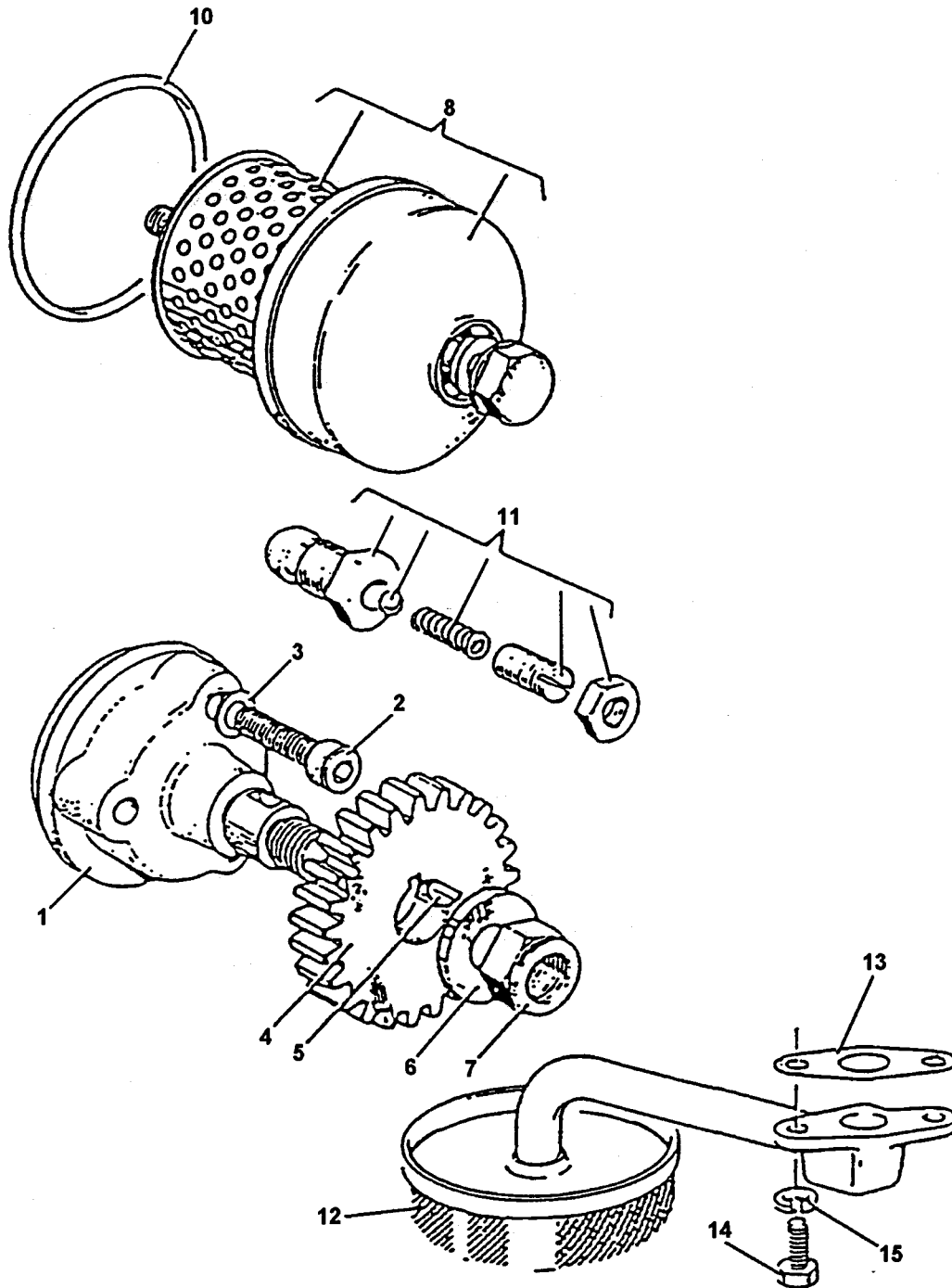


Fig. 1 Lubricating oil pump and filter - exploded view

FIG 1 ITEM	DMC Army	NATO STOCK NUMBER	ITEM NAME AND DESCRIPTION	PART NO/ DRAWING NO.	NO. OFF	ANNOTATIONS
NI 0		NP	LUBRICATING OIL PUMP AND FILTER	-	REF	
1	X3	2910-99-758-8037	. OIL PUMP ASSY	298011	1	
2	G1	5305-99-780-8693	. SCREW, SOCKET HEAD, STEEL 1/4 in.DIA UNC, 2-3/8 in LG	754184	3	
3	G1	5310-99-120-4032	. WASHER, FLAT, STEEL, ROUND ZINC PLTD, 1/4 in NOMINAL BOLT SIZE, 9/16 in O/D, 0.056 in (17SWG)	785011	3	
4	X3	4320-99-205-0686	. GEAR, SPUR, 2.250 in MAX 2.245 in MIN O/D, 0.4375 in MIN 0.4385 in MAX I/D 7/16 in W, NO OF TEETH 25	267381	1	
5	G1	5315-99-943-5949	. KEY, WOODRUFF, STEEL 0.370/0.375 in CIRCLE DIA 0.125/0.126 in THK 0.166/0.171 in H	792003	1	
6	G1	5310-99-941-8635	. WASHER, FLAT, STEEL BS1449 PART 3B CS4 HARD, RD SHAPE, ZINC PLTD BS1706 ZN3, RD HOLE, 25/64 in NOM BOLT SIZE 3.4 in O/D, 0.072 in (15SWG)	785613	1	
7	G1	5310-99-137-6781	. NUT, SELF LOCKING, HEX. 3/8-24 UNF	FP/D129/19 /802	1	
8	X3	2940-99-477-5383	. FILTER, FLUID PRESSURE REPLACEABLE TYPE, C/W ELEMENT AND SEALING RING	360981	1	
NI 9	X3	2940-99-752-3342	. FILTER ELEMENT, FLUID PRESSURE, 52.83 mm O/D 22.48 mm I/D, 70.1 mm O/A LG	393204	1	
10	6MT1	5330-99-791-1640	. RING, SEALING, TOROIDAL RUBBER, 2.479/2.511 in I/D, 0.064/0.076 in THK	360983	1	
11	X3	4320-99-205-1651	. VALVE, RELIEF, OIL PUMP, VLAVE SET TO LIFT AT 43 TO 48 LB/IN ²	347638	1	
12	X3	2940-99-758-8038	. STRAINER ASSEMBLY, DIESEL FUEL OIL, COMPRISING, PIPE, GAUGE, SPRING AND CAP	294326	1	
13	X3	5330-99-759-3354	. GASKET, GRAPHITED COOPERITE IRREGULAR SHAPE 1/2 in I/D, 2-3/8 in O/A LG, 0.015 in THK, 2 BOLT HOLES 9/32 in DIA	344636	1	
14	G1	5305-99-941-1168	. SCREW, MACHINE BS1768 UNC S STEEL HEX HD, CADMIUM PLTD, 1/4 in DIA, 3/4 in LG, CLASS 2A THD	752025	2	
15	X3	5310-99-208-6456	. WASHER, LOCK STEEL, SPLIT HELICAL RING, ZINC PLTD 0.465 in O/D, 0.28 in I/D 0.064 in THK	786078	2	

Chapter 2-3-1-4-1

PARTS LIST

OIL PIPES

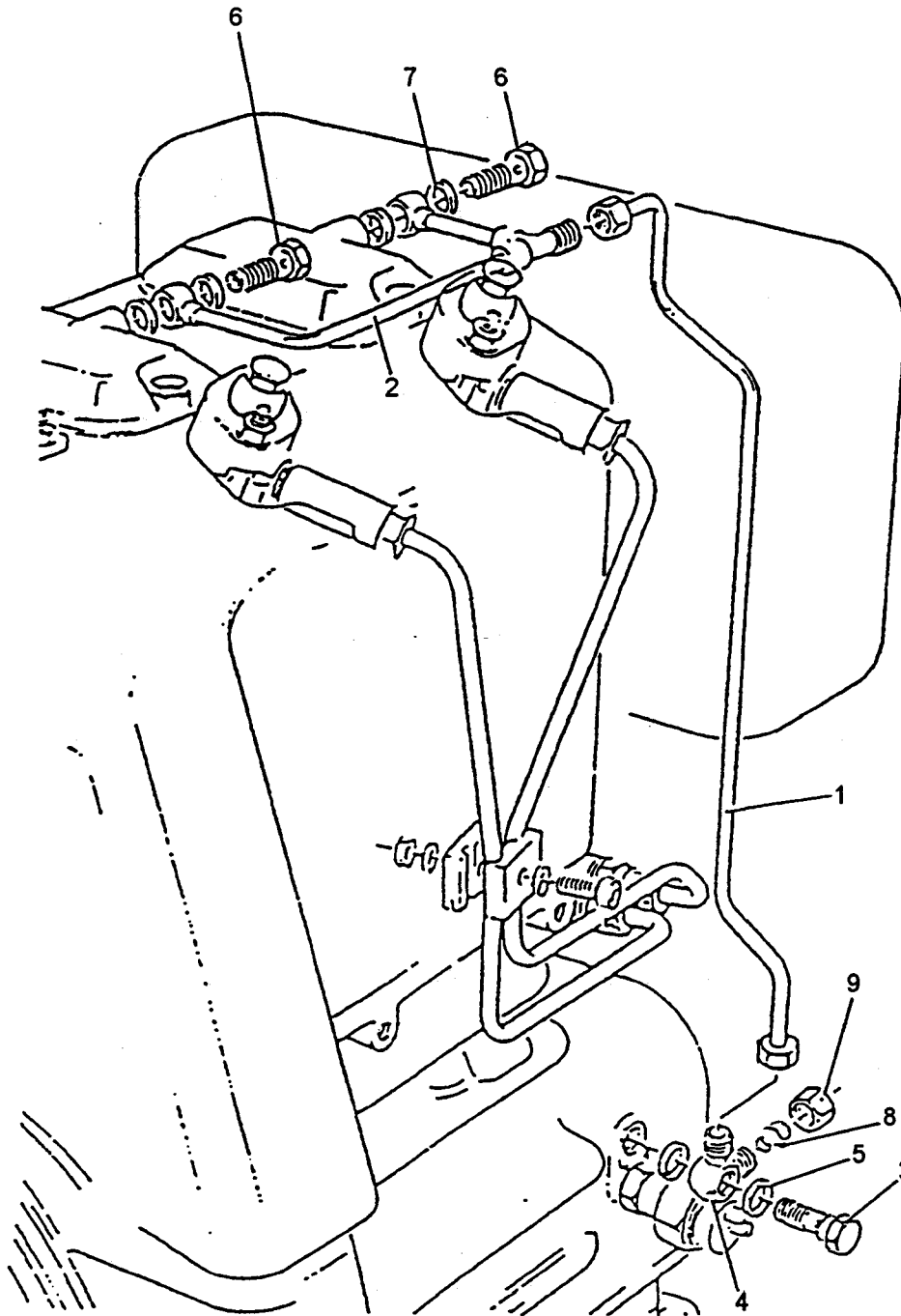


Fig. 1 Oil pipes

FIG 1 ITEM	DMC Army	NATO STOCK NUMBER	ITEM NAME AND DESCRIPTION	PART NO/ DRAWING NO.	NO. OFF	ANNOTATIONS
NI 0		NP	OIL PIPES		REF	
1		NP	. PIPE, LUBRICATING, ROCKER FEED FROM CRANKCASE	275151	1	
2		NP	. PIPE, LUBRICATING, ROCKER FEED TO ROCKERS	364806	1	
3 X3		4730-99-752-3323	. BOLT, FLUID PASSAGE, STEEL, ZINC PLTD 1.124/1.144 in O/A LG	362660	1)Lister/)Petter
4 X3		4730-99-758-8020	. CONNECTOR, MULTIPLE, FLUID PRESSURE LINE, COPPER ALLOY, 26.15 mm LG, 14.3 mm W O/A, 12.7 mm THK, 9.9 mm DIA BOLT HOLE, 1/8 BSP, 2 FEMALE CONNECTIONS	364796	1))Lister/)Petter)
5 X3		5310-99-142-6892	. WASHER, FLAT, COPPER RD HOLE, 3/8 in NOM BOLT HOLE, 0.563, 9/16 in O/D 0.047 in THK (PS843104)	843104	2	Lister/ Petter
6 X3		4730-99-205-1296	. BOLT, FLUID PASSAGE, STEEL, ZINC PLTD	323079	2	
7 X3		5310-99-206-7956	. WASHER, FLAT; COPPER 0.5 in O/D, 0.328 in I/D 0.031 in THK	843103 @ ISSUE 5	4	
8 X3		2910-99-202-2602	. SEAL, PIPE	257643	1	
9 X3		4730-99-202-2603	. NUT, UNION	251708	1	

Chapter 2-3-1-4-2

PARTS LIST

LOW PRESSURE SWITCH

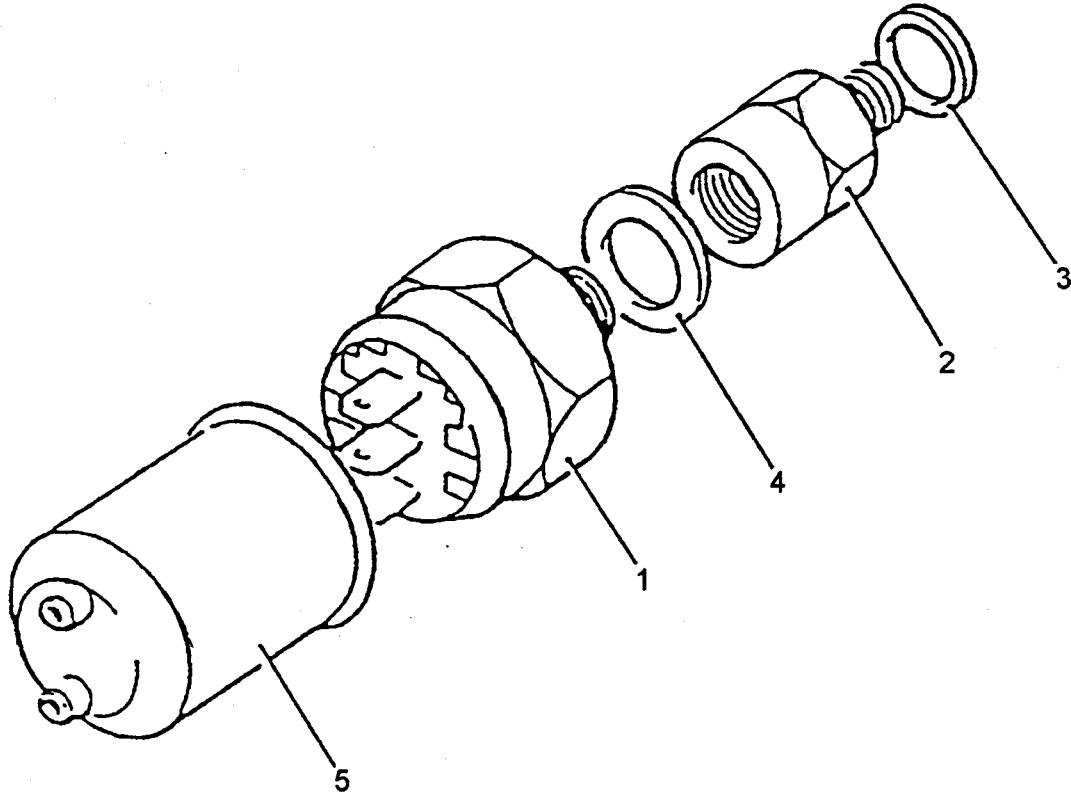


Fig. 1 Low oil pressure switch kit

FIG 1 ITEM	DMC Army	NATO STOCK NUMBER	ITEM NAME AND DESCRIPTION	PART NO/ DRAWING NO.	NO. OFF	ANNOTATIONS
NI 0		NP	LOW PRESSURE SWITCH		REF	
1 X3		5930-99-770-7146	SWITCH PRESSURE; 1 POLE DOUBLE THROW, 24VDC/5A RESIST, 48 mm O/A H, 32 mm W	363831	1	
2 X3		4730-99-770-7150	REDUCER PIPE, 30 mm O/A LG, FIRST END 0.125 in BSP SECOND END 0.25 in BSP	361712	1	
3 X3		5310-99-142-6892	WASHER, FLAT, COPPER RD RD HOLE 3/8 in NOM BOLT HOLE 0.563, 9/16 in O/D, 0.047 in THK (PS843104)	843104	1	
4 X3		5310-99-618-5102	WASHER, FLAT, COPPER, 0.75 in O/D, 0.521 in I/D, 0.047 in THK	843105 @ ISSUE 5	1	
5 Z32		5930-99-650-8319	BOOT, DUST AND MOISTURE SEAL	355149	1	

Chapter 2-3-1-5

PARTS LIST

STARTER MOTOR AND FIXINGS

CONTENTS

Chapter

2-3-1-5	Starter Motor and Fixings
2-3-1-5-1	Starter Motor Assembly

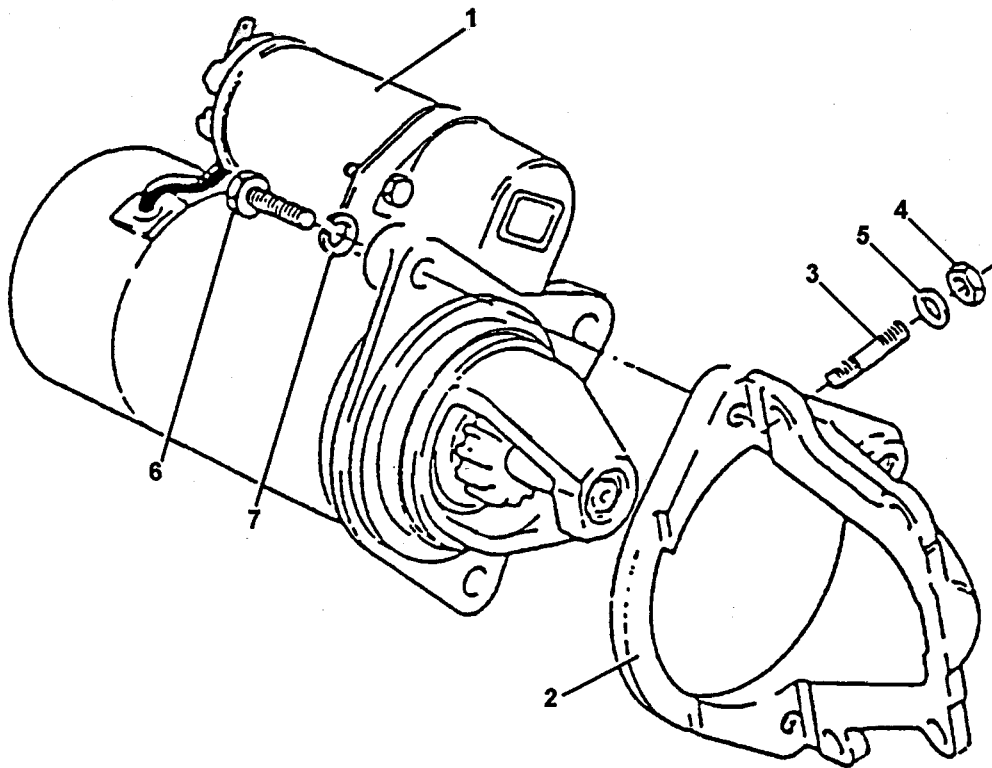


Fig. 1 Starter motor kit

FIG 1 ITEM	DMC Army	NATO STOCK NUMBER	ITEM NAME AND DESCRIPTION	PART NO/ DRAWING NO.	NO. OFF	ANNOTATIONS
NI 0		NP	STARTER MOTOR ASSEMBLY		REF	
1	X3	2920-99-257-4233	. STARTER, ENGINE, ELECTRICAL; CLUTCH TYPE 12VDC, INBOARD TYPE LUCAS M79	54293252	1	
2	X3	2990-99-207-2314	. BRACKET, STARTER MOTOR SUPPORT	289341	1	
3	G1	5307-99-120-4257	. STUD, PLAIN, BS2693, STEEL ZINC PLTD, 5/16-24 UNC, 1/2 in LG, 1ST END 5/16-18 UNF 5/8 in LG, 2ND END 1-1/4 in O/A LG	762630	1	
4	G1	5310-99-941-0925	. NUT, PLAIN, HEXAGON, UNF STEEL, CHAMFERED, ZINC PLTD, 5/16-24, 1/2 in W A/F, 17/64 in H, CLASS 2B, NOT RATED RIGHT HAND	BS1768PLHXUN 0.312STOOZNE FIG6	4	
5	W18	5310-99-214-9715	. WASHER, LOCK, ST SPLIT HELICAL RING, ZINC PLTD 5/16 in NOM BOLT SIZE 0.6 in O/D, 0.064 in THK	786079	4	
6	Z88	5305-99-765-7105	. SCREW, CAP, HEX HEAD STEEL, ZINC PLTD, 0.375- 16 UNC, 0.875 in NOM LG	752670	3	
7	G1	5310-99-941-8635	. WASHER, FLAT, STEEL BS1449 PART 3B CS4 HARD RD SHAPE, ZINC PLTD BS1706 ZN3, RD HOLE 25/64 in NOM BOLT SIZE 3.4 in O/D, 0.072 in (15SWG)	785613	3	

Chapter 2-3-1-5-1

PARTS LIST

STARTER MOTOR ASSEMBLY

FIG 1 ITEM	DMC Army	NATO STOCK NUMBER	ITEM NAME AND DESCRIPTION	PART NO/ DRAWING NO.	NO. OFF	ANNOTATIONS
NI 0	X3	2920-99-257-4233	STARTER, ENGINE, ELECTRICAL; CLUTCH TYPE 12VDC, INBOARD TYPE LUCAS M79	54293252	REF	
NI 1	X3	2920-99-251-3196	BRUSH BOX ASSEMBLY COMPRISING: BRUSH BOX INSUL PLATE, SPRING AND RETAINER ASSY, CLIPS	60600960	1	
NI 2	X3	2920-99-251-3197	BRUSH KIT, COMPRISING: BUS BAR ASSY, EARTH BRUSH	60600961	1	
NI 3	X3	2920-99-795-6747	WINDING, ARMATURE, COIL ASSY	54291892	1	
NI 4	X3	2920-99-075-0123	ARMATURE, STARTER GENERATOR 21A/2W, COMPRISES: COMMUTATOR, LAMINATION PACK, COIL, 2 INSULATOR PLATES, THRUST COLLAR, SHAFT 93.57 mm LG	54292192	1	
NI 5	X3	2920-99-777-2648	SOLENOID, ELECTRICAL	77201	1	
NI 6	X3	2920-99-776-6704	PIVOT KIT, COMPRISING: PIVOT AND PACKING PIECE	60600913	1	
NI 7	X3	2920-99-433-8808	DRIVE, ENGINE ELECTRICAL STARTER, 9 TEETH, 61.43 O/A LG	54292698	1	
NI 8	X3	2920-99-207-5985	DRIVE RETENTION, COMPRISING: JUMP RING AND THRUST COLLAR	54245339	1	
NI 9	X3	2920-99-776-6706	BUSH KIT, COMPRISING: 2 BUSHES, DRIVE END AND COMMUTATOR END	60600914	1	
NI 10	X3	2920-99-776-6708	PARTS KIT, COMPRISING: POLE SCREWS (4), FIXING BOLTS DE (2), FIXING BOLTS CE (2), FIXING SCREWS SOLENOID (2), SCREWS (2), THRUST WASHER, Cu WASHER, TERMINAL NUT, SPRING WASHER, NUT, WASHER, JUMP RING, THRUST WASHER	60600916	1	

Chapter 2-3-1-6

PARTS LIST

MANIFOLDS

CONTENTS

Chapter

2-3-1-6	Manifolds
2-3-1-6-1	Silencers

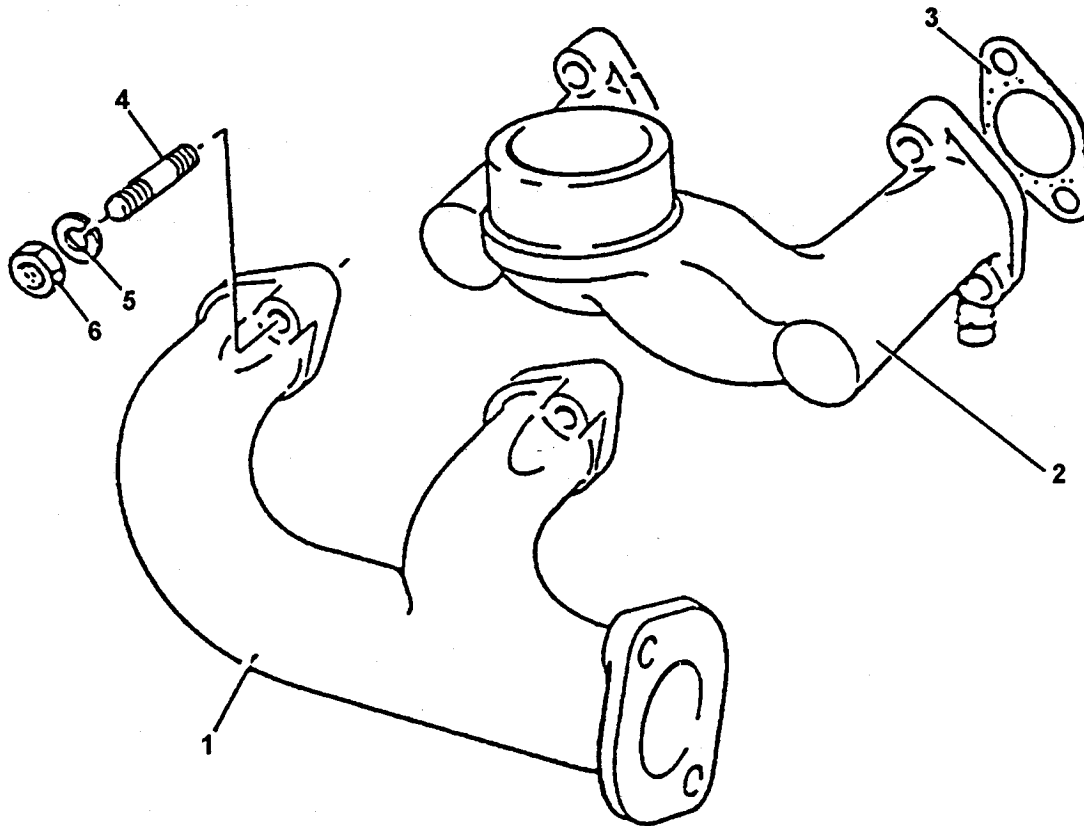


Fig. 1 Manifolds - exploded view

FIG 1 ITEM	DMC Army	NATO STOCK NUMBER	ITEM NAME AND DESCRIPTION	PART NO/ DRAWING NO.	NO. OFF	ANNOTATIONS
NI 0			MANIFOLDS	-	REF	
1	X3	2815-99-720-8792	. MANIFOLD, EXHAUST, ENGINE	273358	1	
2	X3	2815-99-971-5888	. MANIFOLD, INDUCTION, ENGINE	364963	1	
3	W3	5330-99-205-1864	. GASKET, ASBESTOS, RUBBER (NATURAL), SYNTHETIC RUBBER, OVAL SHAPE, 2-3/4 in O/A LG, 1-5/8 in O/A W 1/32 THK	266086	4	
4	G1	5307-99-120-3551	. STUD, PLAIN, 5/16-24 UNF NUT END, 5/16-18 UNC STUD END, 1.635 in O/A LG	762633	8	
5	G1	5310-99-941-0925	. NUT PLAIN, HEXAGON, UNF, STEEL, CHAMFERED, ZINC PLTD, 5/16-24, 1/2 in W A/F, 17/64 in H, CLASS 2B NOT RATED, RIGHT HAND	BS1768PLHXUN 0.312STOOZNG FIG6G	8	
6	W18	5310-99-214-9715	. WASHER, LOCK; ST SPLIT HELICAL RING ZINC PLTD 5/16 in NOM BOLT SIZE 0.6 in O/D, 0.064 in THK	786079	8	
NI 7	X3	2920-99-765-7101	. PLUG, HEATER; TEST SPRC 12V 28.8A, THD SIZE 1/2 in BSP3, 5/6 in O/A LG	327523	2	

Chapter 2-3-1-6-1

PARTS LIST

SILENCERS

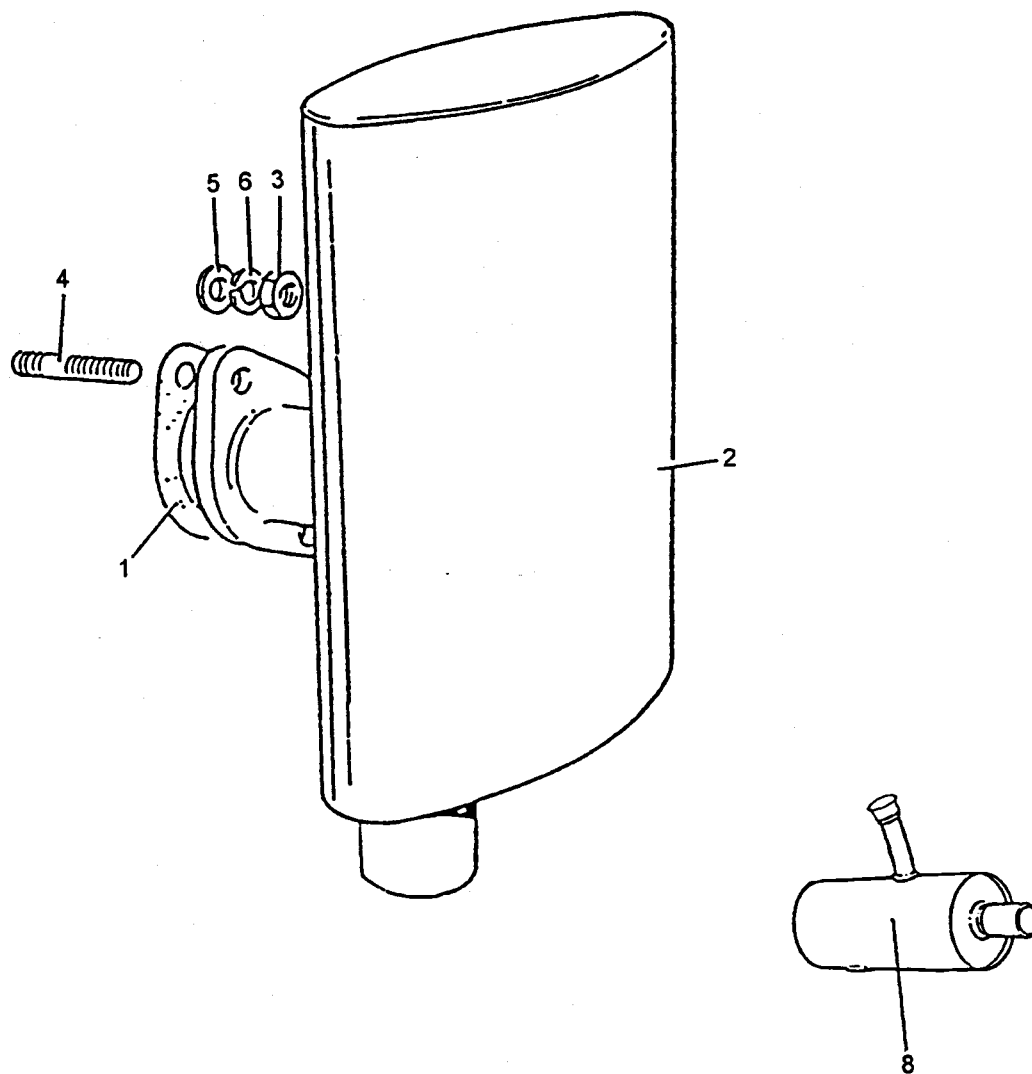


Fig. 1 Silencers

FIG 1 ITEM	DMC Army	NATO STOCK NUMBER	ITEM NAME AND DESCRIPTION	PART NO/ DRAWING NO.	NO. OFF	ANNOTATIONS
NI 0		NP	SILENCERS		REF	
1	X3	5330-99-431-1434	GASKET; ASBESTOS, 3.375 in O/A W, 2in I/D, FIXING HOLES ON 2.625 in PCD	203067	1	
2	X3	2990-99-257-4234	SILENCER, EXHAUST, ELIPTICAL BODY, STEEL 248 mm LG, 178 mm WD 89 mm H	274869	1	
3	G1	5310-99-941-0925	NUT, PLAIN, HEXAGON, UNF, STEEL, CHAMFERED ZINC PLTD, 5/16-24 UNF 1/2 in W A/F 17/64 in H CLASS 2B, NOT RATED, RIGHT HAND	BS1768PLHXUN 0.312STOOZNG FIG6G	2	
4	G1	5307-99-120-4256	STUD, PLAIN, STEEL, ZINC PLTD, 5/16-24 UNF, FIRST END, 5/16-18 UNC SECOND END, 1-375 in LG	762631	2	
5		NP	WASHER, FLAT	785632	2	
6	W18	5310-99-214-9715	WASHER, LOCK; ST SPLIT HELICAL RING ZINC PLTD 5/16 in NOM BOLT SIZE 0.6 in O/D, 0.064 in THK	786079	4	
NI 7	X2	6116-99-257-4459	GLOVE, SILENCER	0-4169-1/1 ITEM 138	1	
NI 8	X2	2990-99-255-2671	SILENCER, EXHAUST; SECONDARY EXHAUST ASSY, RD BODY	1-4169-1/111	1	
9	X3	5340-99-752-3339	CLAMP, LOOP; STEEL, ZINC PLTD, U BOLT TYPE, 5/16 in UNF THREADED ENDS WITH NUTS, 41mm I/D	359536	1	
10	X3	2815-99-752-3332	TAIL PIPE, EXHAUST, STEEL, 1-5/8 in O/D	359537	1	
11	X3	2990-99-052-2516	SLEEVE, SILENCER, ALUMINIZED GLASS CLOTH 476 mm LG, 396 mm W WITH 12 BRASS EYELETS	AD2	1	

Chapter 2-3-1-7

PARTS LIST

AIR CLEANER

CONTENTS

Chapter

2-3-1-7 Air Cleaner
2-3-1-7-1 Cowling

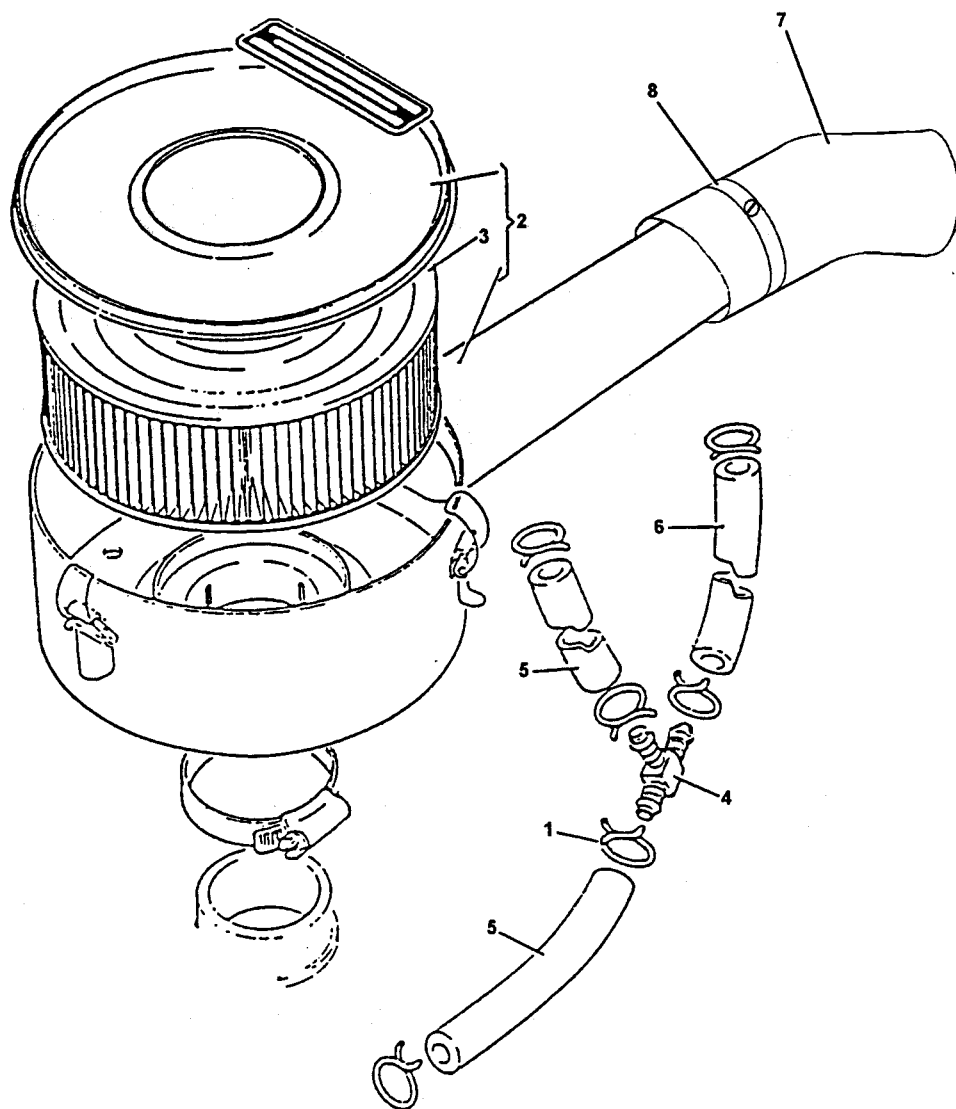


Fig 1 Air Cleaner Assembly

FIG 1 ITEM	DMC Army	NATO STOCK NUMBER	ITEM NAME AND DESCRIPTION	PART NO./ DRAWING NO.	NO. OFF	ANNOTATIONS
NI 0		NP	AIR CLEANER ASSEMBLY		REF	
1	X3	5340-99-205-1366	. CLAMP, LOOP; STEEL, ZINC PLTD	347258	6	
2	X3	2815-99-083-2571	. AIR CLEANER	366-07028	1	
3	X3	2910-99-794-3814	. FILTER ELEMENT; 169 mm O/A LG, INCLUDING TWO 38169 mm O/A LG, INCLUDING TWO 38 mm DEEP PLEATS, 71.75 mm MAX W	366-07188	1	
4		NP	. TEE	363921	1	
5		NP	. PIPE, BREATHER	830791	2	
6	X3	2815-99-208-4569	. TUBING, PLASTIC; EPICHLOROHYDRIN, GREY/ BLACK, 19/64 in I/D, 27/64 in O/D BULK SUPPLY	671120	1 A/R	
7	Z42	5975-99-743-0149	. CONDUIT, NON-METTALIC FLEXIBLE, PLASTIC, POLYAMIDE, 40 mm NOM O/D	FPY40B	A/R	
8	46MT1	4730-99-533-2963	. CLAMP, HOSE; STEEL ZINC PLTD, 27 mm TO 40 mm I/D 13 mm MAX W	SGT25-40/13	1	

Chapter 2-3-1-7-1

PARTS LIST

COWLING

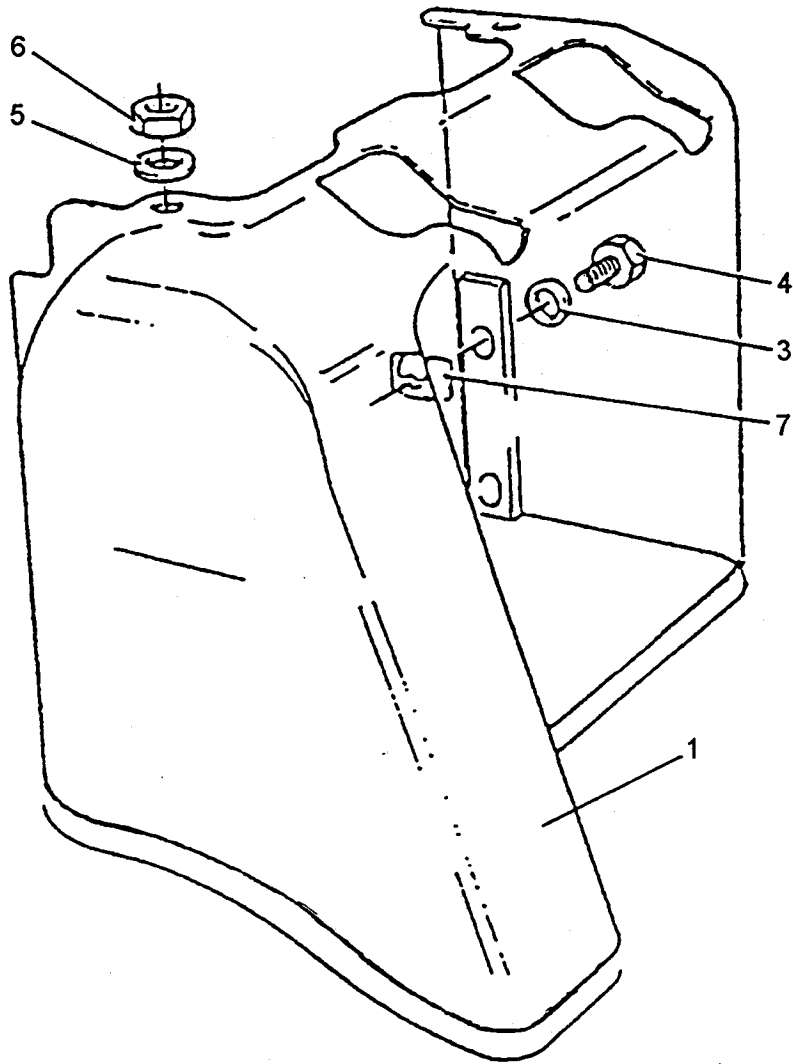


Fig 1 Cowling - exploded view

FIG 1 ITEM	DMC Army	NATO STOCK NUMBER	ITEM NAME AND DESCRIPTION	PART NO/ DRAWING NO.	NO. OFF	ANNOTATIONS
NI 0		NP	COWLING	-	REF	
1	X3	2815-99-587-9863	. COWLING INCLUDES COWLING STRIP	275140	1	
NI 2		NP	. . COWLING STRIP	362706	1	
3		NP	. . WASHER	363250	4	
4		NP	. . SETSCREW	363248	4	
5	G1	5310-99-941-8386	. . WASHER, FLAT, STEEL, RD, ZINC PLTD W/CHROMATE, RD HOLE, 5/16 in NOM BOLT SIZE 5/8 in O/D, 0.072 in (15SWG) THK	785612	2	
6	G1	5310-99-124-4450	. . NUT, PLAIN, HEXAGON, UNF STEEL FULL BEARING SURFACE 5/16 in, 0.493/0.500 in A/F 0.261/0.271 in H	746028	2	
7		NP	. . NUT, CAPTIVE	363249	4	

Chapter 2-3-1-8

PARTS LIST

**CRANKSHAFT, CONNECTING ROD
AND PISTON**

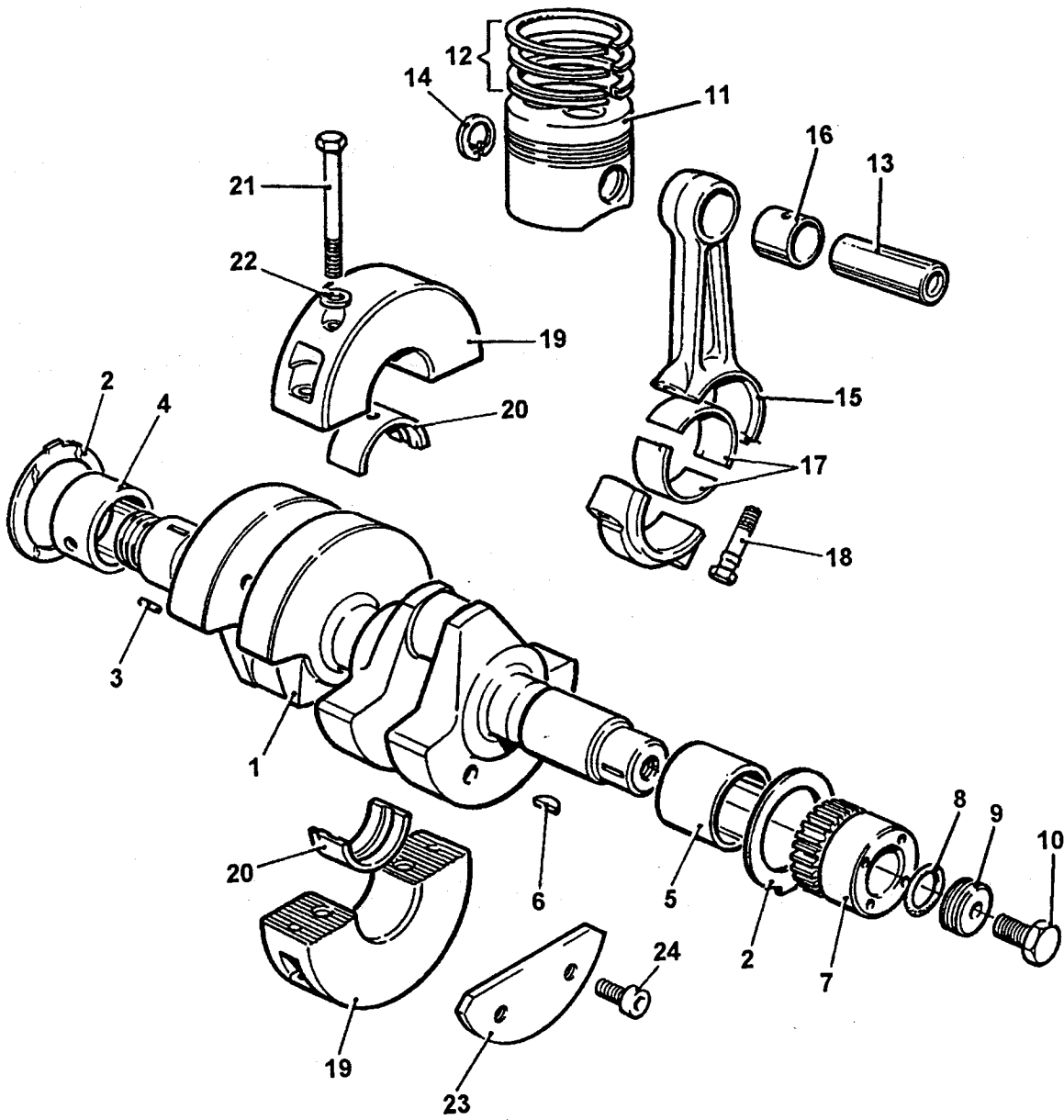


Fig 1 Crankshaft, connecting rod and piston.

FIG 1 ITEM	DMC Army	NATO STOCK NUMBER	ITEM NAME AND DESCRIPTION	PART NO/ DRAWING NO.	NO. OFF	ANNOTATIONS
0		NP	CRANKSHAFT, CONNECTING ROD AND PISTON		REF	
1	X3	2815-99-257-4220	CRANKSHAFT, ENGINE. STEEL 2 CYLINDERS, 16-15/16 in O/A LG	406665	1	
2	X3	3120-99-204-8676	WASHER, THRUST; 2.44 in O/D, 0.375 in KEY W, 1.970 in I/D, 0.092 in THK	GS1843L	2	
3	G1	5315-99-137-1509	PIN, SPRING, CRES, 1/8 in DIA, 1/4 in O/A LG, 1250 LB DOUBLE SHEAR STRENGTH, SPIROL STD DUTY	1-81NX1- 41NMCK	4	
4	X3	3120-99-790-3139	BEARING, SLEEVE, COPPER ALLOY, 25.5 mm LG, 45.35 mm O/D, 41.33 mm I/D	355607	1	
5	X3	3120-99-204-8961	BEARING, SLEEVE; ST/ALUMINIUM, SPLIT, 1.7857 in MAX O/D, 1.6272 in MAX I/D, 1.5 in NOM LG	266358	1	
6	6MT1	5315-99-943-5956	KEY, WOODRUFF, STEEL, RDG C 55 ROUND BOTTOM STYLE, 0.74 in CIRCLE DIAMETER 0.156 in THK, 0.31 in ROUND BOTTOM STYLE HEIGHT	792011	1	
7	X3	3020-99-790-3138	GEAR, SPUR; STEEL, 25 TEETH, 2.282/2.283 in O/D 1.125 in I/D	272778	1	
8	X3	5330-99-770-7162	RING, SEALING, TOROIDAL RUBBER SYNTHETIC, 1-3/16 in I/D, 1/16 in CROSS SECTIONAL H, 80 DEG SHORE A HARDNESS	844132	1	
9	X3	5310-99-791-6295	WASHER GROOVED, STEEL 33.27 mm O/D, 8.8 mm I/D 5.6 mm H, OUTSIDE EDGE GROOVED 2.51 mm DEEP CHAMFERED EDGE 45 DEG	358701	1	
10	X3	5306-99-770-0091	BOLT, SELF LOCKING, 0.312 -24 UNF, 1 in NOMINAL LG	363064	1	
11	X3	2815-99-253-6416	PISTON, INTERNAL, COMBUSTION ENGINE, ALUMINIUM, 70 mm LG, C/W 3 RINGS, 2 CIRCLIPS AND GUDGEON PIN	364700W	2	
12	X3	2815-99-257-4224	RING SET, PISTON	364709	2	
13	X3	2815-99-787-9704	PIN, GUDGEON; STEEL, 12.00/12.25 mm I/D 22.22/22.23 mm O/D 70.28/70.53 mm LG	360715	2	
14	6MT1	5365-99-910-8324	RING, RETAINING, PHOSPHATE COATED; INT 22 mm NOM BORE DIA 0.94 TO 1.00 mm THK MATL	SSML7-3	4	

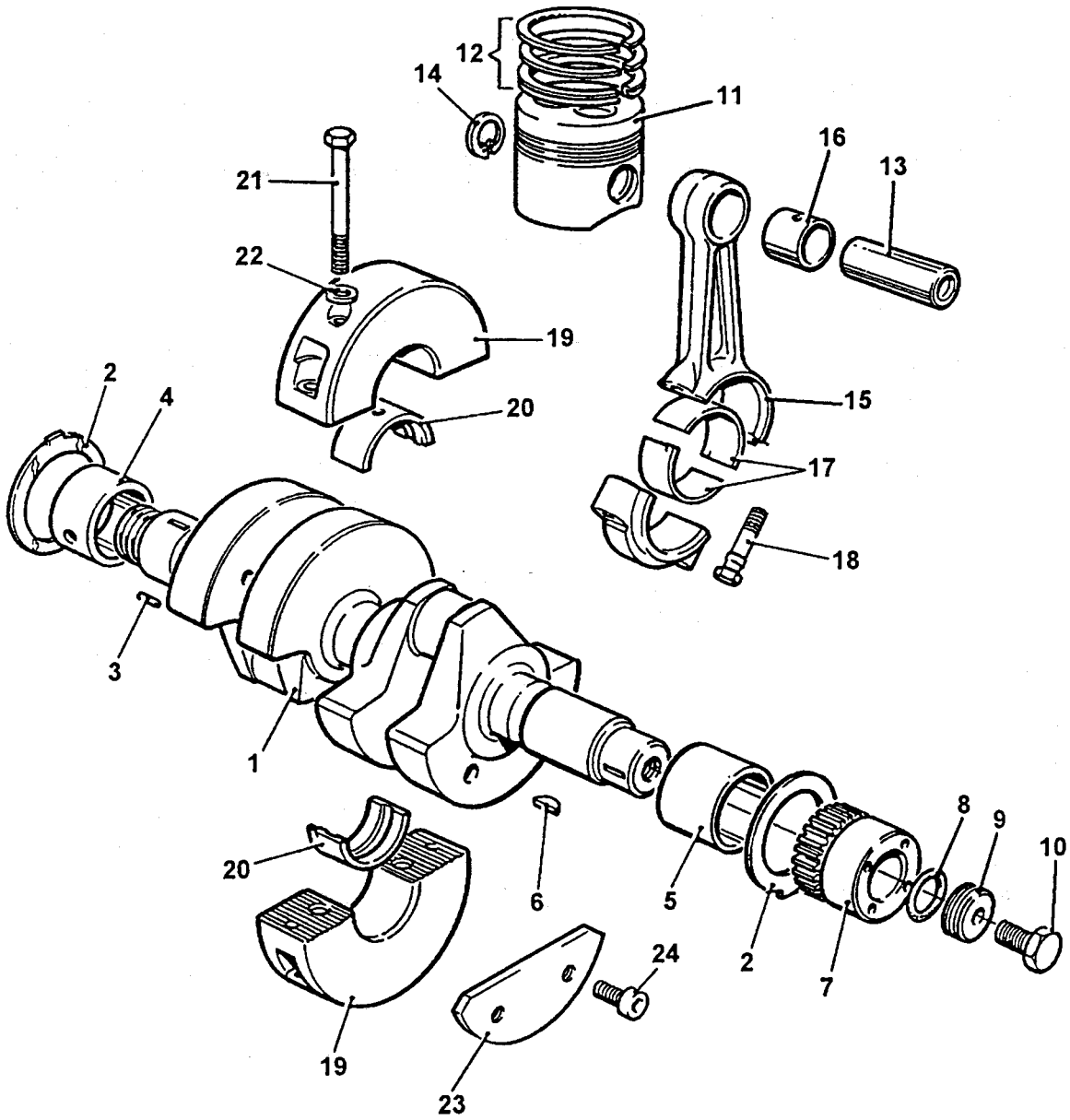


Fig 1 Crankshaft, connecting rod and piston.

FIG 1 ITEM	DMC Army	NATO STOCK NUMBER	ITEM NAME AND DESCRIPTION	PART NO/ DRAWING NO.	NO. OFF	ANNOTATIONS
			CAMSHAFT, CONNECTING ROD AND PISTON (continued)			
1	15	X3	2815-99-798-4251 . CONNECTING ROD, PISTON; COMPRISES CONNECTING ROD STANDARD L/E BEARING, CAP AND BOLTS	393103	2	
	16	X3	3120-99-787-9709 . BUSHING, SLEEVE; STEEL OUTER LAYER, COPPER ALLOY INNER LAYER, PLAIN NO OUTSIDE FLANGES SPLIT, 29 mm O/A LG, 25.476-25-438 mm I/D	362306	2	
	17	X3	3120-99-257-4460 . BEARING, SLEEVE, I/D 44.54 mm, HOUSING O/D 47.143 mm, 21.97 mm MIN/22.22 mm MAX LG	364671	2 PR	
	18	X3	5306-99-257-4225 . BOLT, EXTERNALLY RELIEVED BODY, 5/16 UNF, STEEL, HEX HD, 1-9/16 in LG, 2A, 65 TON MIN TENSILE STRENGTH	363804	4	
	19	X3	2815-99-758-5060 . HOUSING, BEARING UNIT ASSEMBLY, COMPRISING; TOP HALF, BOTTOM HALF, DOWEL AND RETAINING SCREWS	272344	1	
	20	X3	3120-99-752-3238 . BEARING, SLEEVE, STANDARD	393015	1 PR	
	21	X3	5306-99-758-5058 . BOLT, MACHINE, UNF, STEEL HEX HD, PHOSPHATED, 3/8 in BY 5-1/2 in LG, CLASS 2A THD	350863	2	
	22	G1	5310-99-941-8635 . WASHER, FLAT, STEEL, BS1449 PART 3B CS4 HARD, RD SHAPE, ZINC PLTD BS1706 ZN3, RD HOLE, 25/64 in NOM BOLT SIZE 3.4 in O/D, 0.072 in (15SWG)	785613	2	
	23	X3	2815-99-754-4810 . CHEEK PLATE, CRANKSHAFT, STEEL, SEMI-CIRCULAR PLATE W/2 HOLES DRILLED AND TAPPED, 5/16 in-24 UNF THROUGH 4.935 mm MIN THK	360726	2	
	24	G1	5305-99-941-2444 . SCREW, SKT HD, UNF, STEEL FLAT FILLISTER/KNURLED HD 5/16 in -24 THD, 3/4 in LG, 3/4 in THD LG, CLASS 2A THD	744030	4	

Chapter 2-3-1-9

PARTS LIST

CRANKCASE AND SUMP

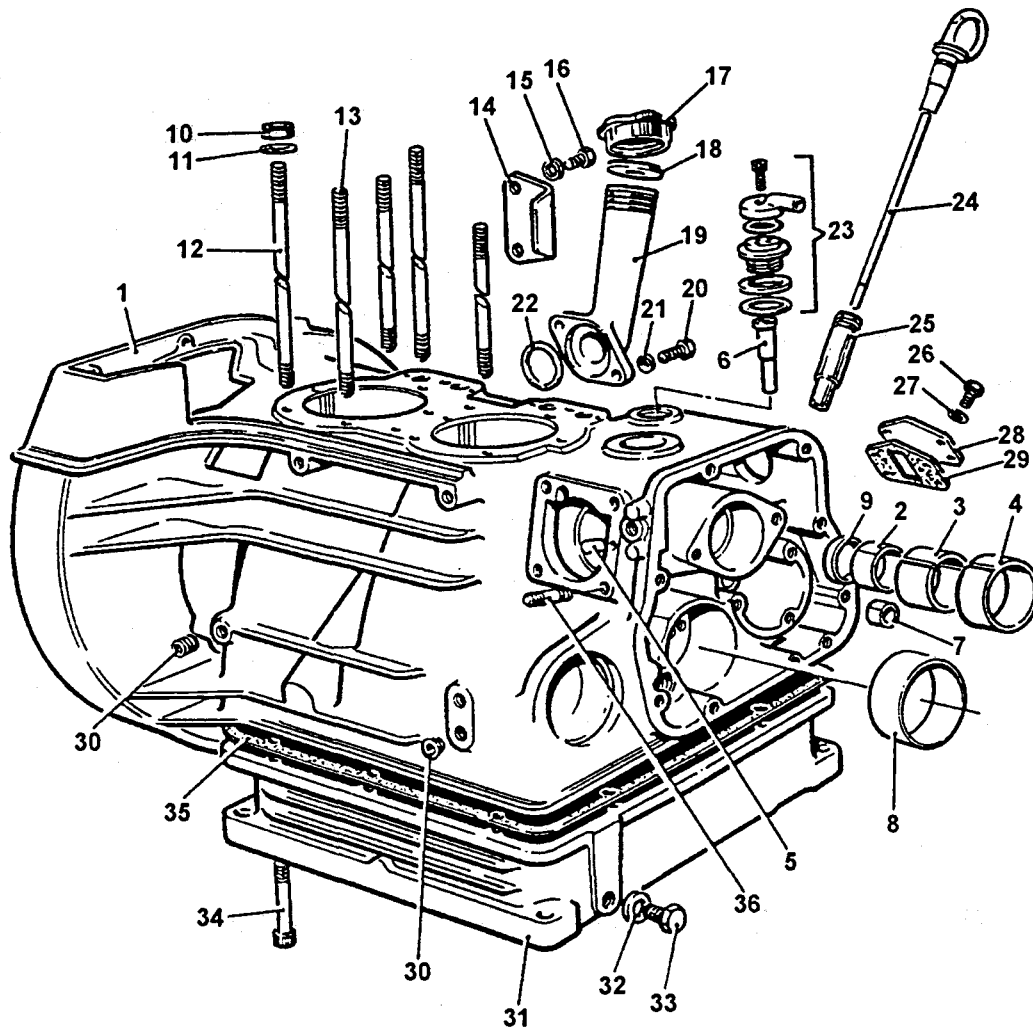


Fig 1 Crankcase and sump

FIG 1 ITEM	DMC Army	NATO STOCK NUMBER	ITEM NAME AND DESCRIPTION	PART NO/ DRAWING NO.	NO. OFF	ANNOTATIONS
1	0	NP	CRANKCASE AND SUMP		REF	
1		NP	CRANKCASE ASSEMBLY	363927	1	
2	X3	3120-99-783-6683	BEARING, SLEEVE, 25.44 mm I/D, 28.608/28.646 mm O/D 15.620/16.130 mm O/A LG	360716	1	
3	6MT1	3120-99-944-9789	BEARING, SLEEVE, STEEL, MULTILAYER TYPE, 1-3/8 in I/D, 1-17/32 in O/D, 1 in LG	266383	1	
4	X3	3120-99-758-5038	BEARING, CAMSHAFT, GEAR END	336123	1	
5	G1	5315-99-138-5982	PIN, SPRING, STEEL, ZINC PLTD, 5/32 in DIA, 3/8 in O/A LG, 1/32 in THK	774137	1	
6	X3	3120-99-758-9331	BUSH, OPERATING SHAFT	344040	1	
7	6MT1	3120-99-200-2440	BEARING, SLEEVE, 0.5 in O/D, 0.375 in I/D, 0.5 in LG, COPPER ALLOY	266032	1	
8	X3	3120-99-204-8961	BEARING, SLEEVE, ST/ALUMINIUM, SPLIT, 1.7857 in MAX O/D 1.6272 in MAX I/D, 1.5 in NOMINAL LG	266358	1	
NI	8 X3	3120-99-205-1599	BEARING, SLEEVE, 1.78575 in MAX O/D, 1.6175 in MAX I/D, 1.5 in LG	268692	1	
NI	8 X3	3120-99-205-1600	BEARING, SLEEVE, 1.78575 in MAX O/D, 1.6075 in MAX I/D, 1.5 in LG	268693	1	
9	X3	5340-99-205-1428	PLUG, PROTECTIVE, DUST AND MOISTURE SEAL, STEEL FRICTION TYPE, 1-1/8 in O/A DIA	264553	1	
10	G1	5310-99-124-4450	NUT PLAIN HEXAGON, UNF STEEL FULL BEARING SURFACE 5/16 in, 0.493/0.500 in A/F 0.261/0.271 in H	746028	10	
11	G1	5310-99-941-8386	WASHER, FLAT, STEEL, RD, ZINC PLTD W/ CHROMATE, RD HOLE 5/16 in NOM BOLT SIZE, 5/8 in O/D, 0.072 in (15SWG) THK	785612	10	
12	X3	5307-99-787-7820	STUD, PLAIN., ST PHOS COATED AND DYED BLACK 5/16-24 UNF, 241.8 mm LG 26.25 mm MAX THD LG 1ST END, 70.25 mm MAX NUT END	360707	4	
13	X3	5307-99-787-7821	STUD, PLAIN., ST PHOS COATED AND DYED BLACK 5/16-24 UNF, 267.8 mm LG 26.25 mm MAX THD LG 1ST END, 34.25 mm MAX NUT END	360708	6	

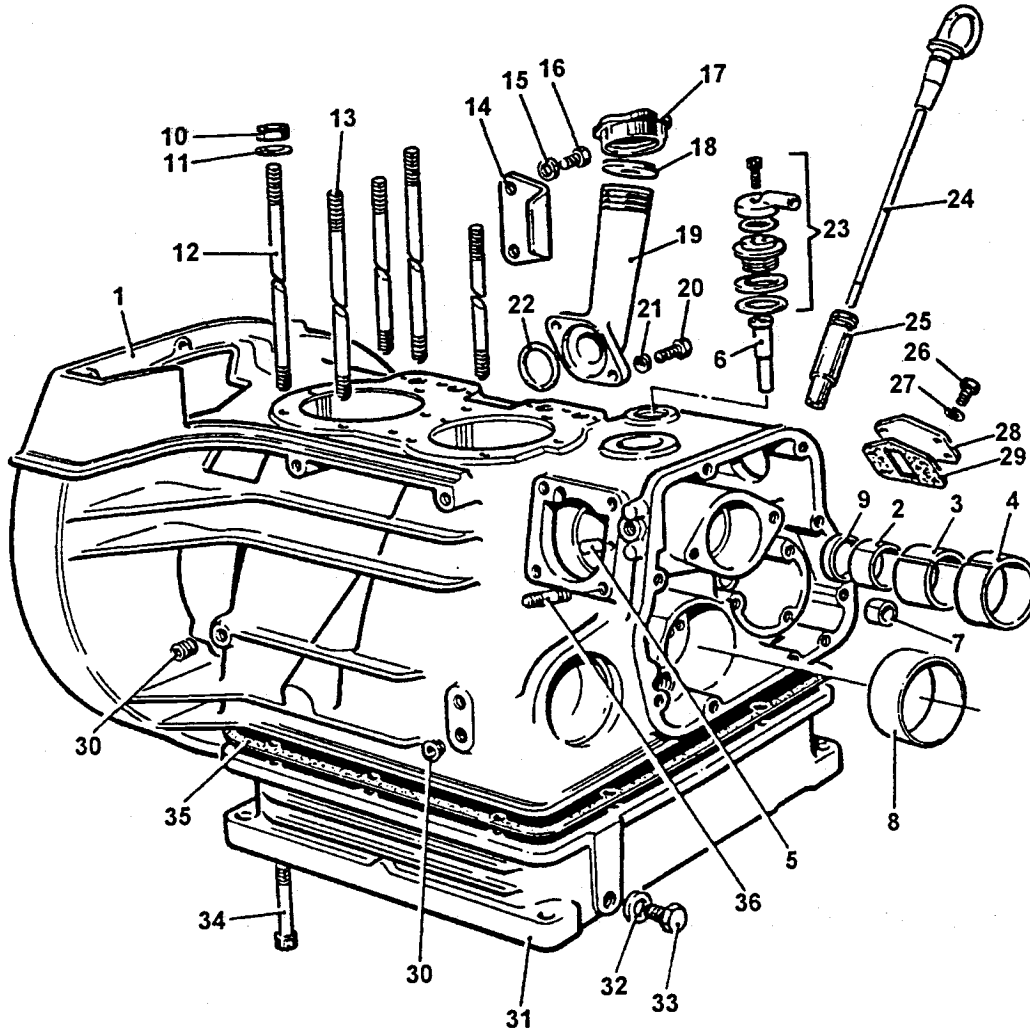


Fig 1 Crankcase and sump

FIG 1 ITEM	DMC Army	NATO STOCK NUMBER	ITEM NAME AND DESCRIPTION	PART NO./ DRAWING NO.	NO. OFF	ANNOTATIONS
			CRANKCASE AND SUMP (continued)			
1	14 X3	2815-99-758-5044	COVER PLATE, ACCESS STEEL, ZINC PLTD, 75 mm O/A LG, 79.4 mm W, 0.9 mm THK, 2 FIXING HOLES 8 mm DIA	358135	1	
	15 X3	2990-99-734-2277	WASHER 5/16 in PLATED	785622	2	
	16 G1	5305-99-941-0696	SCREW, CAP, HEX HD, STEEL ZINC PLTD, 0.312 in-18 UNC, 0.5 in LG	752645	2	
	17 X3	2815-99-202-3184	CAP, OIL FILLER, MAZAC ALLOY, PLAIN TYPE, 1-5/16 in O/D, 11/16 in H, THD TYPE	257607	1	
	18 X3	5310-99-201-5650	WASHER, FLAT, RUBBER CHLOROPRENE, 1.218 in O/D 0.375 in I/D, 0.062 in THK	258432	1	
	19	NP	OIL FILLER TUBE	274164	1	
	20 G1	5305-99-941-1180	SCREW, CAP, HEX HD, ST, CAD PLTD W/CHROMATE, 0.312-18 UNF CLASS 2A THD HEX HD, 0.875 in FASTENER LG, 0.875 in THD LG	752648	2	
	21 G1	5310-99-941-8386	WASHER, FLAT, STEEL, RD ZINC PLTD W/CHROMATE, RD HOLES, 5/16 in NOM BOLT SIZE, 5/8 in O/D, 0.072 in (15SWG) THK	785612	2	
	22 4W2	5330-99-206-8870	RING, SEALING, TOROIDAL	266788	1	
	23 X3	2990-99-734-0396	BREATHER ASSEMBLY	358852	1	
	24 X3	6680-99-257-4228	DIPSTICK, LIQUID QUANTITY STEEL/PLASTICS, 126 mm O/A LG, WITH RING HANDLE	364785	1	
	25 X3	2815-99-208-5094	TUBE DIPSTICK	344451	1	
	26 G1	5305-99-941-0696	SCREW, CAP, HEX HD, STEEL ZINC PLTD, 0.312 in-18 UNC, 0.5 in LG	752645	4	
	27 G1	5310-99-941-8386	WASHER, FLAT, STEEL, RD ZINC PLTD W/CHROMATE, RD HOLES, 5/16 in O/D, NOM BOLT SIZE, 0.0712 (15SWG) THK	785612	4	
	28 Z88	5820-99-734-0391	COVER, FUEL LIFT PUMP	350556	1	
	29 X3	5330-99-560-0278	GASKET, FIBRE/SYNTHETIC RUBBER, 66.6 mm LG, 60.3 mm NOM W, 0.9 mm THK, APERTURE 19 mm X 38.1 mm	365229	1	
	30 X3	4730-99-206-9832	PLUG, OIL-WAY, 1/8 in BSP	332968	3	
	31 X3	2815-99-752-3159	SUMP, ENGINE, ALUMINIUM ALLOY, 12-13/32 in LG 10-11/16 in W, 2-3/4 in DEEP	406829	1	

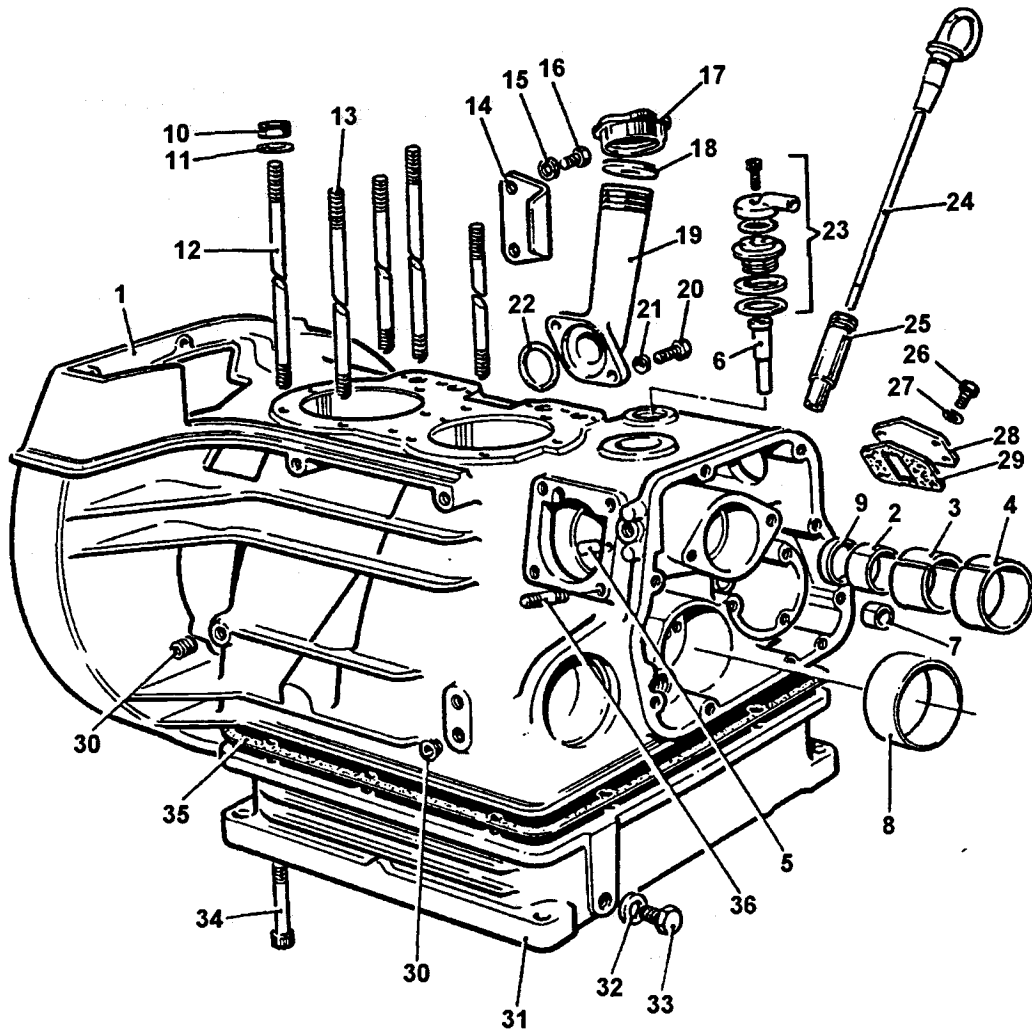


Fig 1 Crankcase and sump

FIG 1 ITEM	DMC Army	NATO STOCK NUMBER	ITEM NAME AND DESCRIPTION	PART NO/ DRAWING NO.	NO. OFF	ANNOTATIONS
			CRANKCASE AND SUMP (continued)			
1 32	X3	5310-99-618-5102	. WASHER, FLAT, COPPER 0.75 in O/D, 0.52 in I/D 0.047 in THK	843105@ISSUE 5	2	
33	X3	4730-99-967-8829	. PLUG, SCREWED, BRASS, HEX HD, 1/4 in BSP THREAD, 0.265 in LG	317267	2	
34	X3	5305-99-208-6856	. SCREW, SKT HD, STEEL, BLACK OXIDE FINISH., FLAT FILLISTER HD, 1/4-20 UNC THRD X 3-1/4 in O/A LG	350266	10	
35	X3	5330-99-752-7490	. GASKET, SUMP, 10-11/16 in BY 12-13/32 in O/A DIA	294812	1	
36	X3	5307-99-016-7546	. STUD, MADE FROM PART NO. F.P.762631 AND TREATED WITH LOCTITE DRI-LOC 211 AS USED ON AC1R ENGINE	363065	4	
NI 37	X3	5330-99-770-0083	. SEAL, PLAIN, 8mm W, 58 mm NOM SHAFT DIA, 72 mm O/D	359423	1	
NI 38	6MT1	5330-99-203-1786	. RING, SEALING, TOROIDAL, DIPSTICK SEAL, 0.070 in THK, 0.239 in I/D	OS.5	1	

Chapter 2-3-1-10

PARSTS LIST

FUEL SYSTEM

Chapter

2-3-1-10 Fuel System
2-3-1-10-1 Pump Fuel Metering and Distribution
2-3-1-10-2 Fuel Lift Pump
2-3-1-10-3 Fuel Filter Assembly
2-3-1-10-4 Fuel Tank Assembly
2-3-1-10-5 Fuel Pipes

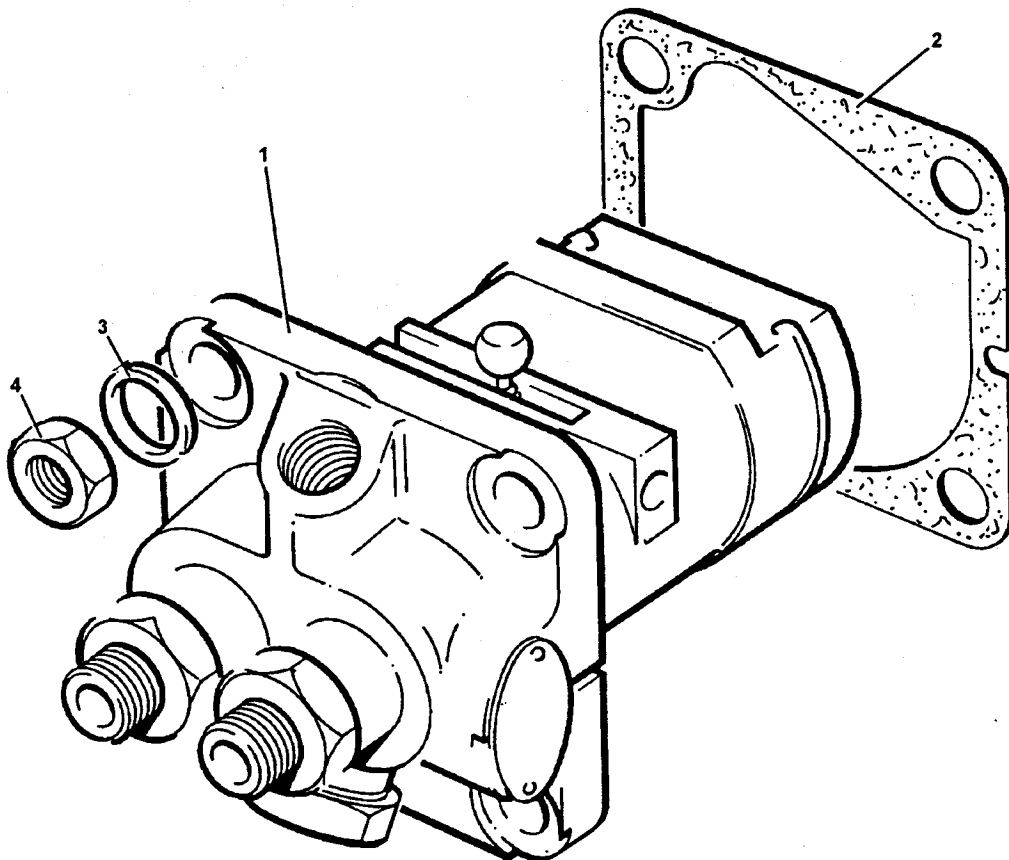


Fig 1 Fuel pump

FIG 1 ITEM	DMC Army	NATO STOCK NUMBER	ITEM NAME AND DESCRIPTION	PART NO/ DRAWING NO.	NO. OFF	ANNOTATIONS
1	0	NP	FUEL SYSTEM			REF
	1 X3	2910-99-758-1698	PUMP, FUEL, METERING AND DISTRIBUTING, FIXED SPEED 2500-3600 RPM (CHAPTER 2-3-1-10-1 REFERS)			
	2 X3	5365-99-758-8051	SHIM STEEL, LAMINATED, 2-11/16 in LG, 2.905 in W 0.0025 in THK, 4 HOLES 11/32 in DIA	347720		A/R
	2 X3	5365-99-758-8052	SHIM STEEL, LAMINATED, 2-11/16 in LG, 2.905 in W 0.005 in THK, 4 HOLES 11/32 in DIA	347721		A/R
	2 X3	5365-99-758-8053	SHIM STEEL, LAMINATED, 2-11/16 in LG, 2.905 in W 0.025 in THK, 4 HOLES 11/32 in DIA	347722		A/R
	2 X3	5365-99-758-8054	SHIM, PLASTICS, SOLID 2-11/16 in LG, 2.905 in W 0.005 in THK, 4 HOLES 11/32 in DIA	360092		A/R
	3 G1	5310-99-305-3389	WASHER, LOCK, STEEL, SPLIT HELICAL RING, 5/16 in NOM BOLT SIZE, 39/64 in O/D, 1/16 in THK	786029		4
	4 G1	5310-99-941-0925	NUT, PLAIN HEXAGON, UNF STEEL, CHAMFERED, ZINC PLTD, 5/16-24, 1/2 in W A/F, 17/64 in H, CLASS 2B NOT RATED RIGHT-HAND	BS1768PLHXUN 0.312STOOZN		4
NI	5	NP	FUEL, LIFT PUMP ASSEMBLY (CHAPTER 2-3-1-10-2 REFERS)			REF
NI	6	NP	FUEL, FILTER ASSEMBLY (CHAPTER 2-3-1-10-3 REFERS)			REF
NI	7	NP	FUEL, TANK ASSEMBLY (CHAPTER 2-3-1-10-4 REFERS)			REF

Chapter 2-3-1-10-1

PARTS LIST

PUMP FUEL METERING AND DISTRIBUTION

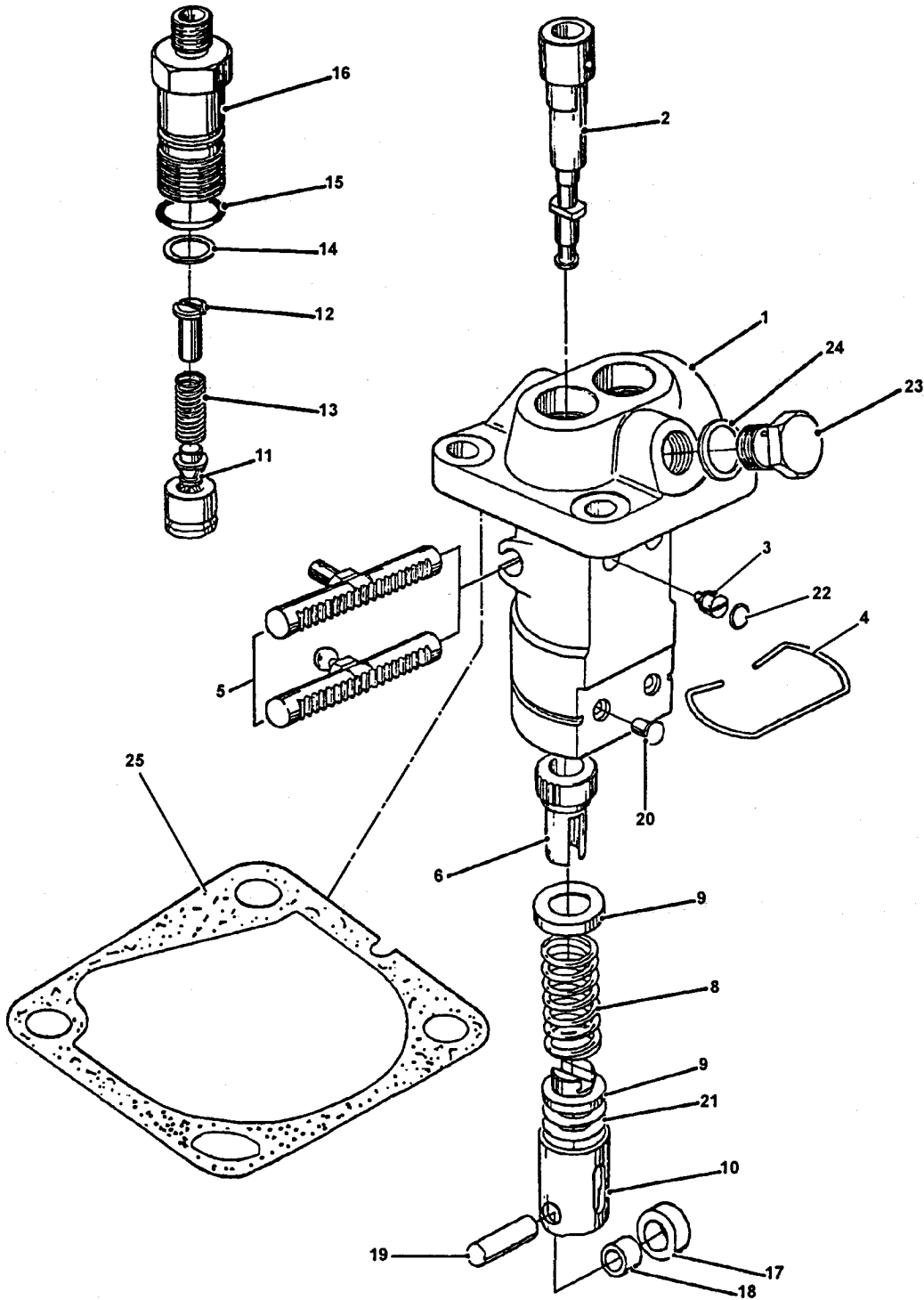


Fig 1 Pump fuel metering and distributing

FIG 1 ITEM	DMC Army	NATO STOCK NUMBER	ITEM NAME AND DESCRIPTION	PART NO./ DRAWING NO.	NO. OFF	ANNOTATIONS
1	0 X3	2910-99-758-1698	PUMP, FUEL METERING AND DISTRIBUTING, FIXED SPEED 2500-3600 RPM	FAOBR055E061 7	REF	
	1	NP	. PUMP HOUSING	11/134	1	
	2 X3	2910-99-758-1699	. ELEMENT ASSEMBLY BRYCE	11/108BD	2	
	3 X3	2910-99-977-8641	. PLUG, BARREL LOCATING	11/114	2	
	4 X3	5365-99-758-1700	. RING, RETAINING	11/135	1	
	5 X3	2910-99-758-1701	. CONTROL ROD ASSEMBLY	11/138	1	
	6 X3	2910-99-977-8643	. CONTROL SLEEVE	11/128	2	
	7 X3	5310-99-977-8644	. WASHER, RECESSED	11/119	2	
	8 X3	5360-99-977-8645	. SPRING, HELICAL, COMPRESSION	11/120	2	
	9 X3	2910-99-977-8646	. SPRING PLATE, LOWER	11/129	2	
	10 X3	2910-99-977-8647	. TAPPET	11/130	2	
	11 X3	2910-99-758-1702	. VALVE AND SEAT ASSEMBLY	11/103AC	2	
	12 X3	5315-99-977-8649	. PIN, STRAIGHT, HEADED	11/107	2	
	13 X3	5360-99-214-7626	. SPRING, HELICAL, COMPRESSION BRYCE	11/152	2	
	14 X3	5330-99-977-8650	. GASKET, PHOSPHOR BRONZE, BRYCE	11/121	2	
	15 6MT1	5330-99-802-8021	. RING, SEALING, TOROIDAL SYNTHETIC RUBBER, 5/8 in I/D, 1/16 in H, 65 TO 75 DEG BS OR IRHD	200-016-4470	2	
	16 X3	2910-99-977-8651	. DELIVERY VALVE HOLDER BRYCE	11/106F	2	
	17 X3	2910-99-977-8652	. ROLLER, ROCKER ARM-CAM FOLLOWER BRYCE	11/123	2	
	18 X3	3120-99-977-8653	. BUSHING, SLEEVE BRYCE	11/132	2	
	19 X3	5315-99-977-8654	. PIN, STRAIGHT, HEADLESS BRYCE	11/124	2	
	20 X3	5315-99-977-8655	. PIN, STRAIGHT, HEADED BRYCE	11/125	2	
	21 X3	5365-99-977-8656	. SHIM 0.30 mm THK BRYCE	11/126A	1	
	21 X3	5310-99-977-8657	. WASHER, FLAT 0.41 mm THK BRYCE	11/126B	1	
	21 X3	5310-99-977-8658	. WASHER, FLAT 0.44 mm THK BRYCE	11/126C	1	
	21 X3	5310-99-977-8659	. WASHER, FLAT 0.47 mm THK BRYCE	11/126D	1	
	21 X3	5310-99-977-8660	. WASHER, FLAT 0.50 mm THK BRYCE	11/126E	1	
	21 X3	5310-99-977-8661	. WASHER, FLAT 0.53 mm THK BRYCE	11/126F	1	

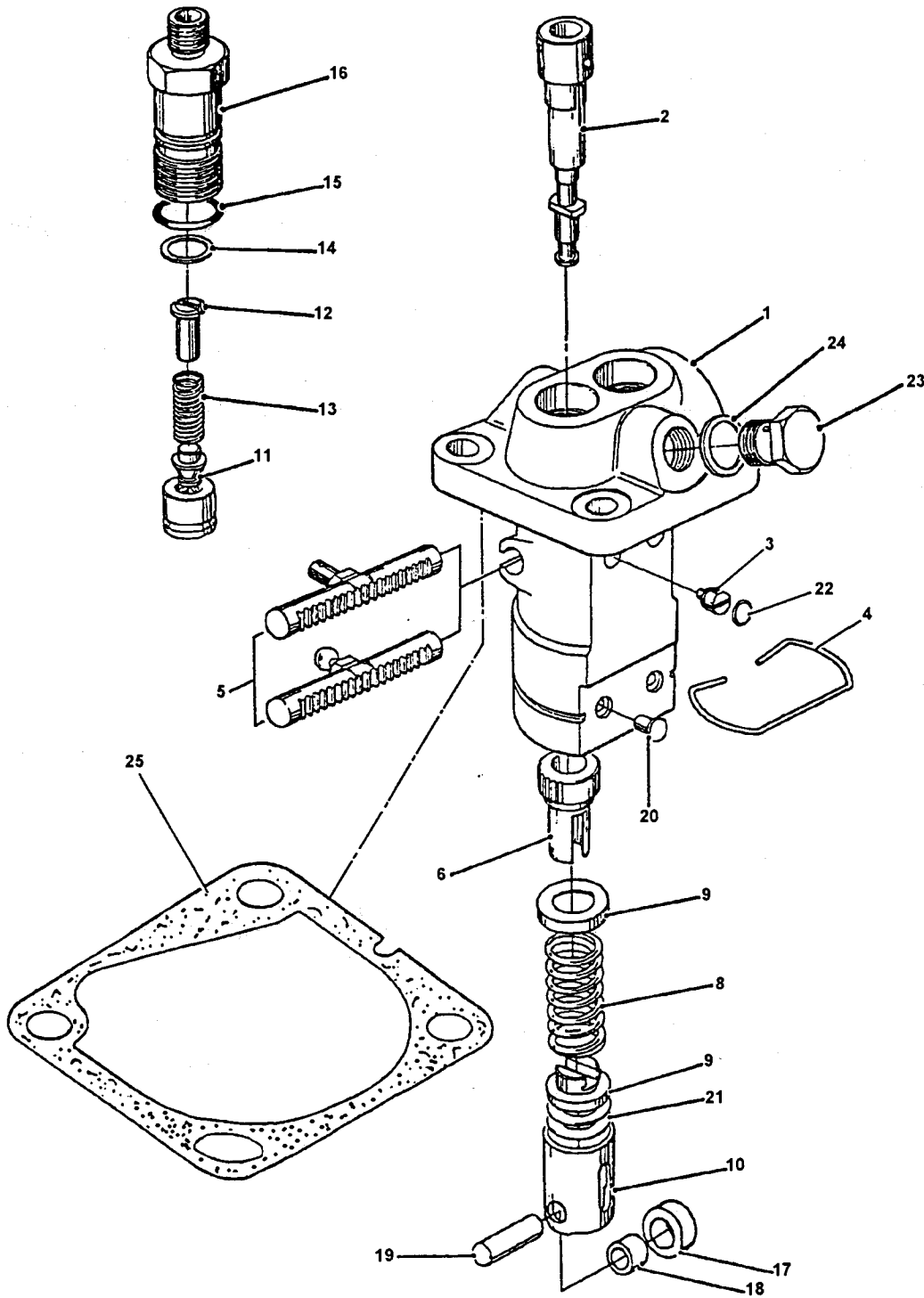


Fig 1 Pump fuel metering and distributing

FIG 1 ITEM	DMC Army	NATO STOCK NUMBER	ITEM NAME AND DESCRIPTION	PART NO/ DRAWING NO.	NO. OFF	ANNOTATIONS
			PUMP, FUEL METERING AND DISTRIBUTING, FIXED SPEED 2500-3600 RPM (continued)			
21	X3	5310-99-977-8662	. WASHER, FLAT 0.56 mm THK BRYCE	11/126G	1	
21	X3	5310-99-977-8663	. WASHER, FLAT 0.59 mm THK BRYCE	11/126H	1	
21	X3	5310-99-977-8664	. WASHER, FLAT 0.62 mm THK BRYCE	11/126J	1	
21	X3	5310-99-977-8665	. WASHER, FLAT 0.65 mm THK BRYCE	11/126K	1	
21	X3	5310-99-977-8666	. WASHER, FLAT 0.68 mm THK BRYCE	11/126L	1	
21	X3	5310-99-977-8667	. WASHER, FLAT 0.98 mm THK BRYCE	11/126M	1	
22	X3	5340-99-977-8668	. PLUG, EXPANSION, ALUMINIUM ALLOY, 8 mm O/D 0.71 mm THK, 10 mm RADIUS	11/140	2	
23	X3	2910-99-758-1703	. SREW, VENT, BRYCE	11/122	1	
24	6MT12	5310-99-136-8632	. WASHER, FLAT, COPPER ALLOY, RD, TIN PLTD, RD HOLE, 12 mm NOM BOLT SIZE 16 mm O/D, 1.5 mm THK	NW5/32W4	1	
25	X3	5365-99-758-8051	. SHIM, STEEL, LAMINATED 2-11/16 in LG, 2.905 in W 0.0025 in THK, 4 BOLT HOLES 11/32 in DIA	347720	1	
25	X3	5365-99-758-8052	. SHIM, STEEL, LAMINATED 2-11/16 in LG, 2.905 in W 0.005 in THK, 4 BOLT HOLES 11/32 in DIA	347721	1	
25	X3	5365-99-758-8053	. SHIM, STEEL, LAMINATED 2-11/16 in LG, 2.905 in W 0.025 in THK, 4 BOLT HOLES 11/32 in DIA	347722	1	
25	X3	5365-99-758-8054	. SHIM, PLASTIC, SOLID 2-11/16 in LG, 2.905 in W 0.005 in THK, 4 BOLT HOLES 11/32 in DIA	360092	1	

Chapter 2-3-1-10-2

PARTS LIST

FUEL LIFT PUMP

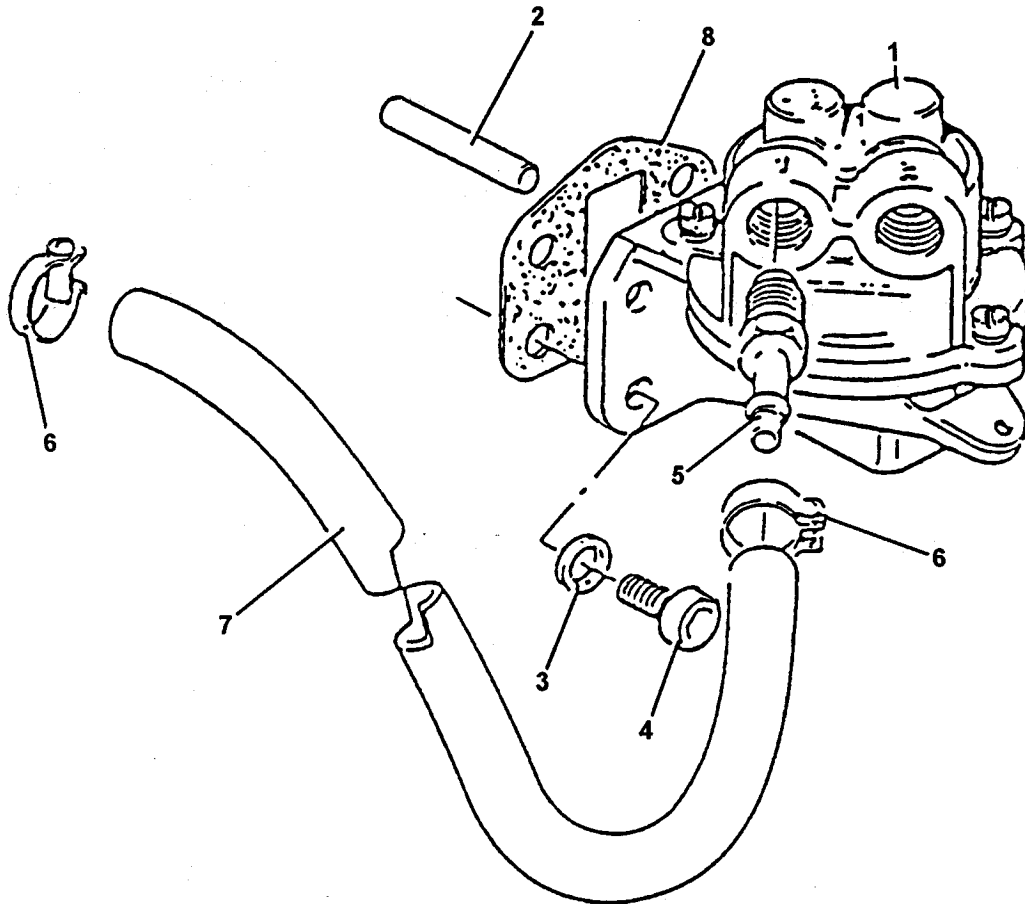


Fig 1 Fuel lift pump kit

FIG 1 ITEM	DMC Army	NATO STOCK NUMBER	ITEM NAME AND DESCRIPTION	PART NO/ DRAWING NO.	NO. OFF	ANNOTATIONS
N1 0		NP	FUEL, LIFT PUMP KIT	Code FF	REF	
1	X3	2815-99-376-2260	FUEL, LIFT PUMP	275235	1	
2	X3	5315-99-244-3331	PUSH ROD	365150	1	
3	Z88	2990-99-734-2277	WASHER, 5/16 in PLTD	785622	4	
4	Z88	5820-99-734-2271	CAPSCREW-PUMP, 0.75 in NOM LG, 5/16-18 UNC	754030	4	
5	X2	4730-99-435-6188	PIPE	365312	2	
6	X3	4730-99-208-4802	CLAMP, HOSE	CO-66-27	2	
7	6MT6	4720-99-643-6319	FLEXIBLE FUEL PIPE	R604	A/R	
8	X3	5330-99-560-0278	GASKET, FIBRE/SYNTHETIC RUBBER, 66.6 mm NOM LG, 60.3 mm NOM W, 9 mm THK APERTURE 19mm X 38.1 mm	365229	1	
9	X2	4730-99-737-2100	SLEEVE, COMPRESSION, TUBE-HOSE FITTING, BRASS 0.25 in O/D PIPE, 7.21 mm MAX O/A LG	601-38360	2	
10	G1	4730-99-737-2099	INVERTED NUT, TUBE COUPLING, ST/BRASS, HEX BODY, 0.5-20 UNF THD, 12.7 mm A/F, 10 mm BORE 17.5 mm O/A LG, 45 DEG INT SEAT, THD END	202-42370	2	

Chapter 2-3-1-10-3

PARTS LIST

FUEL FILTER ASSEMBLY

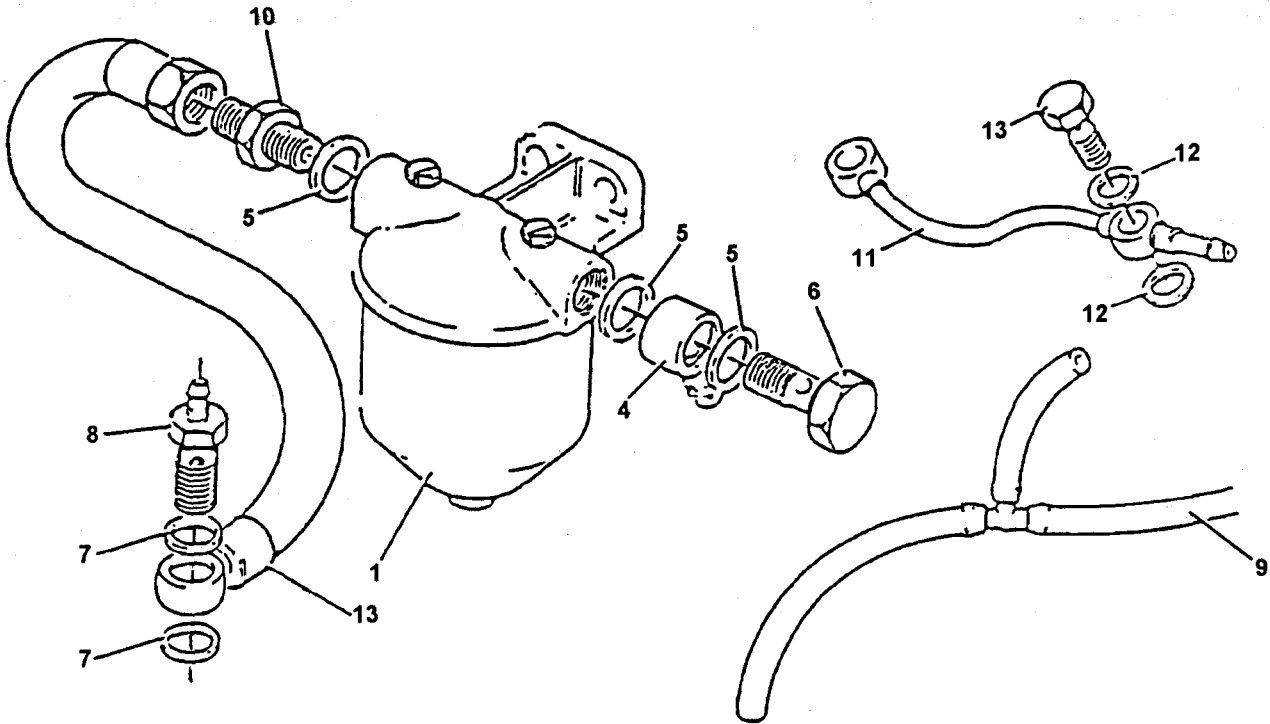


Fig 1 Fuel filter assembly - exploded view

FIG 1 ITEM	DMC Army	NATO STOCK NUMBER	ITEM NAME AND DESCRIPTION	PART NO/ DRAWING NO.	NO. OFF	ANNOTATIONS
NI 0 1	X3	NP 2940-99-204-8884	FUEL FILTER ASSEMBLY FILTER, FLUID, PRESSURE FUEL FILTER HEAD WITH INLET AND OUTLET, BLEED SCREWS AND TWO HOLE MOUNTING ACD	Code FH 7973003	REF 1	
NI 2	X3	4330-99-409-0798	FILTER, ELEMENT, FLUID, PRESSURE, PAPER, OUTSIDE-IN FLOW	7984314	1	
NI 3	X3	2910-99-206-0129	REPAIR KIT, FUEL FILTER	95710	1	
4	X3	4730-99-758-8019	CONNECTOR, MULTIPLE, FLUID PRESSURE LINE, COPPER ALLOY, 1.5 in LG 0.75 in W, 0.562 in DIA HOLE	344215	1	
5	X3	5310-99-618-5102	WASHER, FLAT, COPPER 0.75 in O/D, 0.521 in I/D, 0.047 in THK	8431050 ISSUE 5	3	
6	X3	4730-99-206-7622	BOLT, FLUID PASSAGE, BSPF ST in BSPF 19 TPI 1-5/16 O/A LG, SC 1/2 in LG	831026	1	
7	X3	5310-99-205-1376	WASHER, FLAT, ANNEALED COPPER, 31/64 in I/D, RD HOLE 1/16 in O/D, 0.048 in (18SWG) THK U/O FUEL PIPE	267326	2	
8	X3	4730-99-207-1430	BOLT, FLUID PASSAGE	336764	1	
9		NP	PIPE ASSEMBLY, SELF BLEED	362373	1	
10	X3	4730-99-205-1655	NIPPLE, PIPE, COPPER ALLOY, 1/4 in BSP MALE 1ST END, 1/4 in BSP MALE 2ND END, 1.05 in O/A LG	833027	1	
11	X3	NP	PIPE ASSEMBLY, LEAK OFF	364670	1	
12	X3	5330-99-204-1042	GASKET, COPPER, 0.317 TO 0.322 in I/D, 0.495 TO 0.505 in O/D, 0.064 in CROSS-SECT THK	616/1608	4	
13	X3	4730-99-770-4376	BOLT, FLUID PASSAGE, STEEL ZINC PLTD, 26.5 mm NOM LG	362997	2	

Chapter 3-2-1-10-4

PARTS LIST

FUEL TANK ASSEMBLY

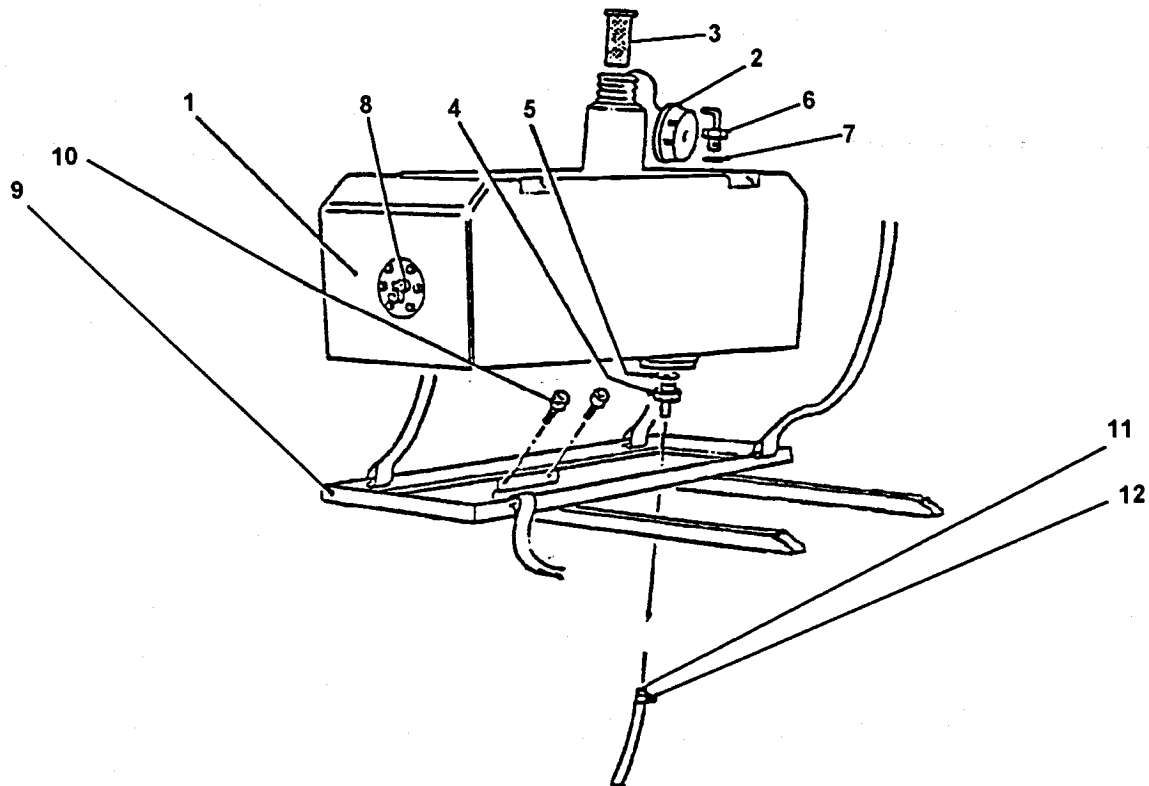


Fig 1 Fuel tank assembly

FIG 1 ITEM	DMC Army	NATO STOCK NUMBER	ITEM NAME AND DESCRIPTION	PART NO/ DRAWING NO.	NO. OFF	ANNOTATIONS
NI 0		NP	FUEL TANK ASSEMBLY		REF	
1 X2		2910-99-255-2687	TANK, FUEL, ENGINE	FT/A0-21804	1	
2 X2		2910-99-255-2688	CAP, FILLER OPENING, NON- PRSSURIZED, CAM TYPE, MOULDED CAP, STEEL FITTINGS, ZINC PLTD, VENT PLATE AND GASKET	FT-A3-21812	1	
3 X2		2910-99-255-2690	STRAINER ELEMENT, SEDIMENT, COMPRISES; MESH TYPE FILTER, FILTER ADAPTOR AND DRIVE SCREW	FT-A3-21829	1	
4 X2		4730-99-349-5180	ADAPTOR, STRAIGHT, PIPE TO HOSE, STEEL ZINC PLTD THRD ONE END M12 X 1.75 UNTHRD END MAX O/D 7 mm FOR HOSE FITTING, 45 mm O/A LG	3-4169-1/30	1	
5 46MT1		5330-99-942-8453	GASKET	300-021- 1911-02	1	
6 X2		4730-99-109-8905	ELBOW, PIPE TO HOSE, CRES & TUBE (BUNDY) THRD ONE END M12 X 1.75, UNTHRD END TUBE O/D 0.1875 in	3-4169-1/31	1	
7 46MT1		5330-99-942-8453	GASKET	300-021- 1911-02	1	
8 X2		6680-99-255-2678	TRANSMITTER, LIQUID QUANTITY, 6-HOLE SIDE MTG 2 TERMS 6A, EARTH TERM WARNING LIGHT CONTACT, 75.41 mm DIA BDY, 388 mm ARM LG, 90 DEG SWING	TB9018/000	1	
9 X2		6115-99-702-4569	MOUNTING, FUEL TANK	0-4169-1/21	1	
10 G1		5305-99-941-8263	SCREW, SKT HD, ST/CAD PLTD, 0.375-16 UNC, 1 in NOM LG, FLAT FILISTER HD	64-074-009- 1000	2	
11 6MT6		4720-99-643-6319	HOSE, RUBBER, SYNTHETIC RUBBER INNER, SYNTHETIC RUBBER OUTER, TEXTILE BRAID, 1/4 in I/D, 1/2 in O/D, 400 PSI	R604	A/R	
12 46MT1		4730-99-533-2956	CLAMP, HOSE, STEEL, ZINC PLTD, 9.5 mm W, 9.5 TO 12 mm I/D	47-11-2@12MM	2	

Chapter 2-3-1-10-5

PARTS LIST

FUEL PIPES

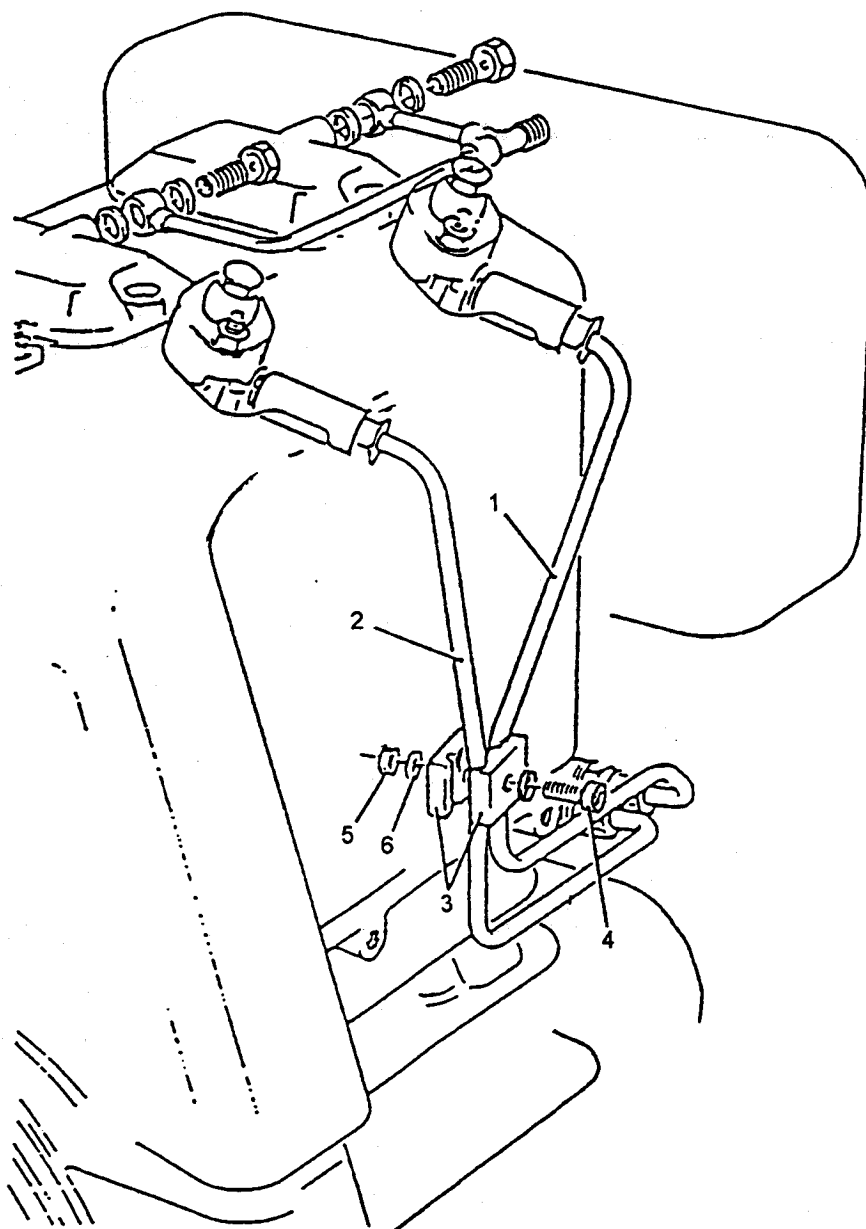


Fig 1 Fuel pipes

FIG 1 ITEM	DMC Army	NATO STOCK NUMBER	ITEM NAME AND DESCRIPTION	PART NO/ DRAWING NO.	NO. OFF	ANNOTATIONS
NI	O	NP	FUEL PIPES		REF	
1	X3	2910-99-257-4229	. PIPE ASSEMBLY, FUEL, STEEL, IRREGULAR SHAPE, 425 mm LG, 6 mm O/D, 1.5 mm I/D, C/W NUTS	274895	1	
2	X3	2910-99-257-4230	. PIPE ASSEMBLY, FUEL, STEEL, IRREGULAR SHAPE, 425 mm LG, 6 mm O/D, 1.5 mm I/D, C/W NUTS	274896	1	
3	X3	2910-99-206-3009	. DAMPER, FUEL PIPE	256366	2	
4		NP	. CAPSCREW	714010	1	
5		NP	. NUT	716601	1	
6	G1	5310-99-941-8569	. WASHER, FLAT, STEEL, RD ZINC PLTD, RD HOLE NO 10 UNIFIED, 2BA OR 3/16 in NOM BOLT SIZE, 0.391 in O/D, 0.032 in (21SWG) THK	BS3410FT0000 02RD0.388STO OZN	2	

Chapter 2-3-2

PARTS LIST

ALTERNATOR

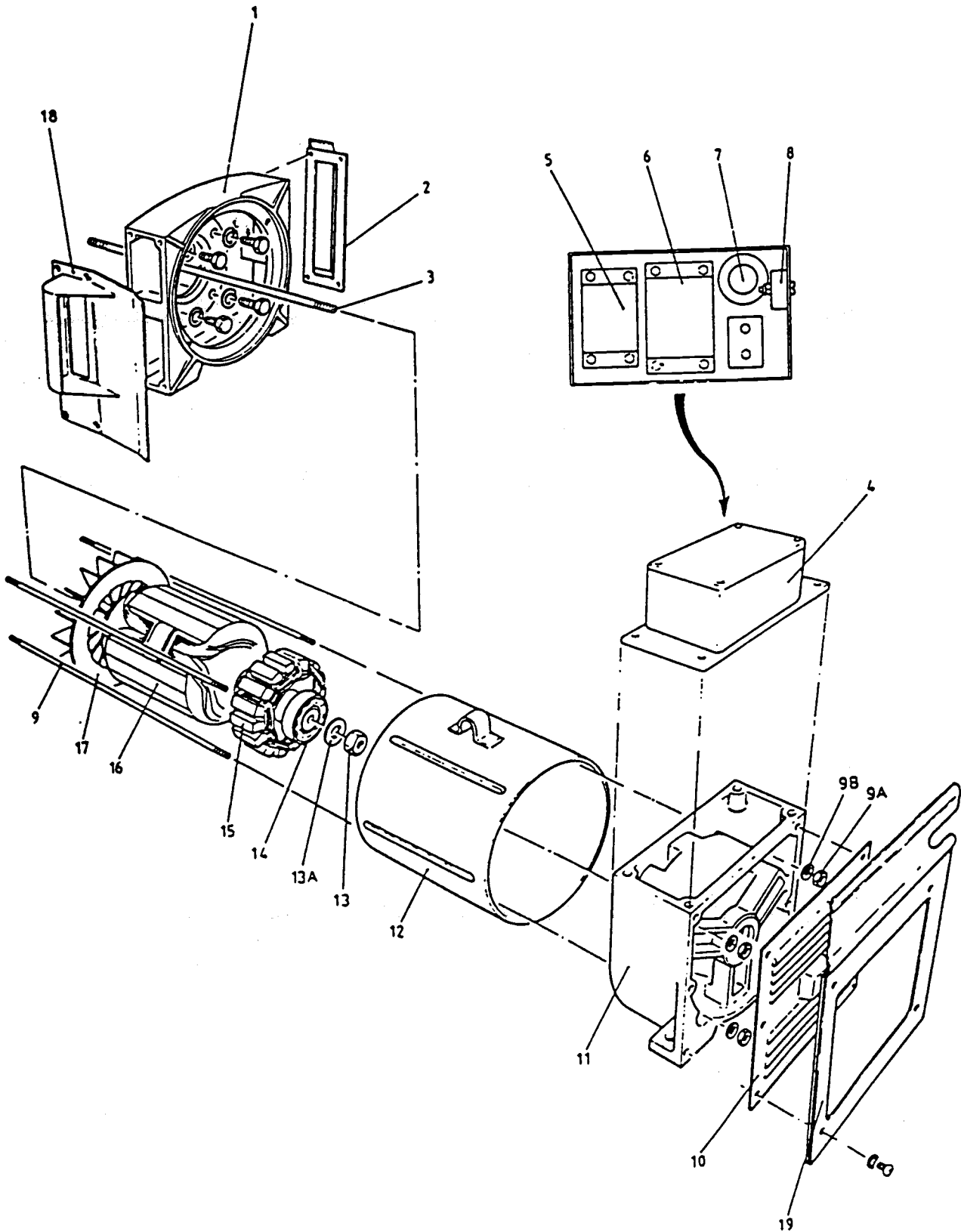


Fig.1 Alternator unit

FIG 1 ITEM	DMC Army	NATO STOCK NUMBER	ITEM NAME AND DESCRIPTION	PART NO/ DRAWING NO.	NO. OFF	ANNOTATIONS
NI	X2	2815-99-700-3216	ALTERNATOR, 240 V, 4.5 kW (5.6 kVA), SINGLE PHASE	MT3E	REF	
1	X2	6115-99-256-9520	. BRACKET, DRIVE END	Z 509	1	
2		NP	. OUTLET DUCT 'B'	1-4169-1/162	1	
3	X2	5307-99-256-4868	. STUD, RETAINING	Z 580	1	
4	Z2	8115-99-722-2635	. BOX, ALTERNATOR, MODIFIED	6357P	1	
5	X2	6115-99-256-4864	. COMPOUNDING TRANSFORMER	Z 504	1	
6	X2	6115-99-256-4865	. DROOP KIT, TRANSFORMER	Z 570	1	
7	H9	5325-99-434-7040	. GROMMET, RUBBER	SP93/C28	1	
8	X2	6115-99-256-4863	. BRIDGE RECTIFYING	Z 525	1	
9		NP	. SECURING STUD, c/w NUT (9A) AND WASHER (9B)	Z 528	4)Allam
10	X2	6115-99-591-2262	. GUARD, ALTERNATOR INLET	Z501	1)
11	X2	6115-99-255-2501	. EXCITER STATOR AND HOUSING	Z 507	1	
12	X2	6115-99-256-4858	. FRAME AND STATOR	Z 508	1	
13		NP	. NUT c/w FRICTION WASHER (13A)	Z 581	1)Allam
14	6MT7	3110-99-810-9373	. BEARING, BALL, JOURNAL	Z 519	1)
15	X2	6115-99-256-4859	. EXCITER ARMATURE AND DIODES	Z 513	1	
16	X2	6115-99-256-9521	. ROTOR ASSY	Z 514	1	Allam
17	X2	6115-99-256-9522	. FAN	Z 515	1	
18		NP	. OUTLET DUCT 'A'	1-4169-1/160	1	
19	X2	6115-99-400-1489	. BLANKING PLATE, ALTERNATOR	0-4169 1/174	1	
NI 20	Z42	5961-12-311-2318	. SEMICONDUCTOR DEVICE, DIODE	BY255	1	
NI 21	Z30	5905-01-129-4879	. RESISTOR, VOLTAGE SENSITIVE	Z527	1	

Chapter 2-4

PARTS LIST

BOX REMOTE ASSEMBLY

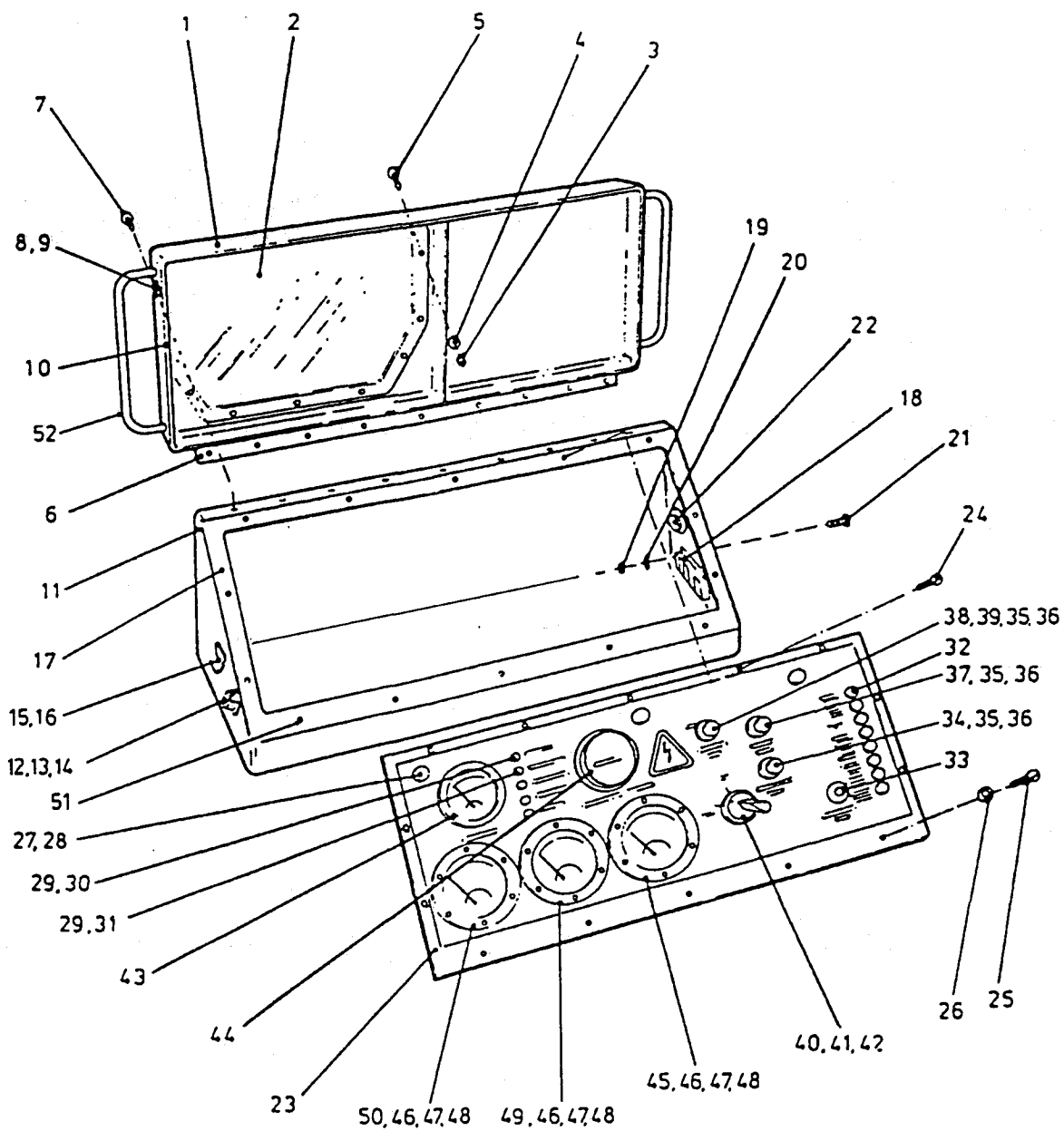


Fig.1 Box remote assembly

FIG 1 ITEM	DMC Army	NATO STOCK NUMBER	ITEM NAME AND DESCRIPTION	PART NO/ DRAWING NO.	NO. OFF	ANNOTATIONS
NI		6115-99-950-3755	BOX REMOTE ASSEMBLY	0-4169-1/104	REF	
1	X2	6115-99-301-7598	. COVER REMOTE BOX	0-4169-1/93	1	
2	X2	6110-99-254-3917	. . R.F.WINDOW	2-4169-1/114	1	
3	G1	5310-99-118-4537	. . NUT, SELF-LOCKING, HEXAGON, 4-40 UNC	5403-81 4-40	13	
4	G1	5310-99-914-7925	. . WASHER, FLAT, 4-40 UNC	BS SP 122A	13	
5	G1	5305-99-947-3367	. . SCREW, MACHINE, 4-40 UNC, PAN HD 9/16 in. lg	BS 1981	13	
6	X2	5540-99-254-3915	. . HINGE (SUPPLIED IN 72 in. LENGTH)	A102013/4	1	
7		5320-99-103-2282	. . RIVET 'AVDEL' SNAP HD 1/8 in. DIA x 9/32 in. lg	AGS 2065-409	11	
8	G1	5340-99-214-6932	. . STRIKE PLATE (Part of item 12)	TL-100-5	1	
9		NP	. . RIVET 'POP' DOME HD 5/32 in. DIA x 1/4 in. lg, monel break hd	AGS 2059-524	2	
10	X2	5999-99-356-4598	. . RF SEAL 'P' SECTION, 20 METRES LONG	G/WIRE/P-20M	A/R	
11	X2	6115-99-728-7914	. REMOTE BOX	0-4169-1/35	1	
12	G1	5340-99-628-3347	. . LATCH, TOGGLE LEVER	TL-803-B	1	
13	Z22	5340-99-770-9346	. . STRIKE CATCH	TL-800-7	1	
14		5320-99-103-2282	. . RIVET 'POP' DOME HD 5/32 in. DIA x 1/4 in. lg, monel break hd	AGS 2065-409	2	
15		NP	. . STRIKE PLATE	TL-100-4	2	
16		NP	. . RIVET, 5/32 in. DIA x 1/4 in. lg, CSK HD, al. alloy	AGS 2059-524	2	
17	X2	6110-99-254-3916	. . SHIELDING STRIP	T575-0032- 0048-0032- 0048	A/R	
18	Z37	5940-99-786-3319	. . TERMINAL STRIP 6-WAY	R440003 000006000	1	
19	G1	5310-99-941-2406	. . NUT, PLAIN, HEXAGON 6-32 UNC	BS 1981	2	
20	G1	5310-99-941-6642	. . WASHER, LOCK, 6-32 UNC	BS SP47B	2	
21	G1	5305-99-941-8977	. . SCREW, MACHINE, 6-32 UNC, PAN HD, x 1/2 in. lg	BS 1981	2	
22	X32	5935-99-106-1293	. . CONNECTOR, FIXED PLUG PL6	PTO7SE-20- 41P	1	
23		NP	. FRONT PANEL	0-4169-1/92	1	
24	G1	5305-99-033-2984	. . SCREW, MACHINE, 6-32 UNC, CSK HD, 1/2 in. lg	BS 1981	9	
25	G1	5305-99-941-8977	. . SCREW, MACHINE, 6-32 UNC, PAN HD, 1/2 in. lg	BS 1981	7	
26	G1	5310-99-912-9655	. . WASHER, FLAT, 6-32 UNC	BS SP 122B	7	
27	X1	6250-99-254-3918	. . LAMPHOLDER clear with waterproofing washers	LS9 EW9	3	
28	X5	6240-99-995-9120	. . . FILAMENT LAMP 12 V 100 mA, LP 14-LP 16	T 13/4-725 (FLANGE)	3	
29	X2	6250-99-786-9480	. . LAMPHOLDER INDICATOR, RED LENS	LS7-BE-W Red 525N	5 1	
30	X5	6240-99-256-0387	. . . NEON LAMP, LP1			
31	X5	6240-00-103-0058	. . . FILAMENT LAMP 12 V 60 mA, LP2 LP3 LP4 LP5	CM 32	4	
32	Z42	5980-99-254-3920	. . LED, LP6-LP13, RED, 5 V DC	LPL34-UBR5H	8	
33	Z32	5930-99-254-3926	. . PUSHBUTTON SWITCH	P3-71622	1	
34	Z30	5905-00-643-5626	. . TRIM POT 5K (RV3)	CU 6710A	1	

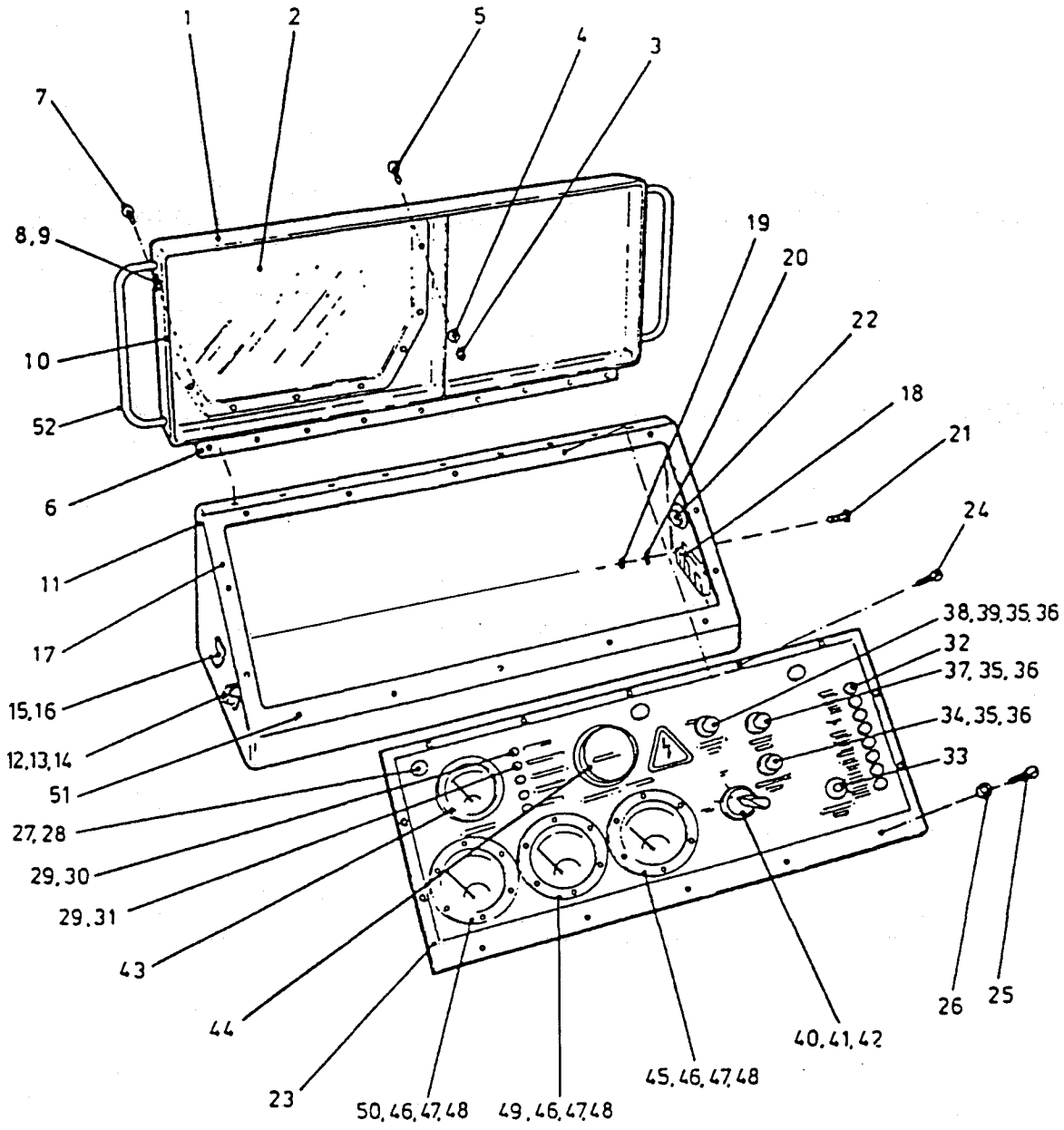


Fig.1 Box remote assembly

FIG 1 ITEM	DMC Army	NATO STOCK NUMBER	ITEM NAME AND DESCRIPTION	PART NO/ DRAWING NO.	NO. OFF	ANNOTATIONS
			BOX REMOTE ASSEMBLY - continued			
35	G1	5310-12-124-4342	. . WASHER, SHAKEPROOF, int. teeth, fom J M10	DIN 6797	3	
36	Z2	5355-99-561-8740	. . KNOB	01797X	3	
37	X2	5905-99-562-3643	. . MANUAL VOLTAGE POT 100 k Piher (Log)	T21-YA- 100KB-07	1	
38	Z30	5905-99-254-3924	. . RESISTOR, VARIABLE	8A62A-B28- A/20/R51	1	
39	Z30	5905-99-014-0537	. . . RESISTOR 5 % 100R JB	CECC 40201- 002	1	
40	Z32	5930-99-114-8697	. . SWITCH, 3 POSITION (Stayput left & centre spring return from right)	91000T355-3	1	
41	Z3	5930-99-948-5951	. . CONTACT BLOCK	91000T1	2	
42	X2	5355-99-775-9296	. . LEVER	91000T-342	1	
43	X2	6680-99-254-3922	. . FUEL GAUGE, 12 V, MATT BEZEL, M5	ACF 1206/00B	1	
44	X2	6645-99-255-8453	. . HOURS RUN METER, 12 V, WITH ANTIGLARE BEZEL & GASKET	006130	1	
45	X2	6625-99-255-9201	. . FREQUENCY METER, SELF CONTAINED SCALE, 45 to 50 HZ, RED LINE AT 50 Hz	084 ACMI	1	
46	G1	5310-99-118-4537	. . NUT, SELF-LOCKING, HEXAGON, 4-40 UNC	5403-81 4-40	6	
47	G1	5310-99-914-7925	. . WASHER, FLAT, 4-40 UNC	BS SP 122A	6	
48	Z2	5305-99-767-7405	. . SCREW, MACHINE, 4-40 UNC, PAN HD, 1/2 in. lg	BS 1981	6	
49	X2	6625-99-255-9200	. . AMMETER 0-30 A RATING 1 A MAX, 240 V 50 HZ RED LINE AT 20 A	084 ACMI 0-30A	1	
50	X2	6625-99-255-9199	. . VOLTMETER, 0-300 V 50 Hz RED LINE AT 50HZ	084 ACMI	1	
51	G1	5310-99-130-1338	. NUT, SELF-LOCKING PLATE		14	
		5340-99-772-9889	No.6-32 UNC		2	
52	X3	9905-99-541-3277	. HANDLE, BOW	7411		
NI 53	X3	5940-00-436-1632	. PLATE, INSTRUCTION, OPERATING INSTRUCTIONS	2-4169-1/107	1	
NI 54	X3	5940-00-378-7225	. TERMINAL QUICK DISCONNECT EXTERNAL	RA 257	4	
NI 55	X3	5940-99-714-0997	. TERMINAL QUICK DISCONNECT INTERNAL	RB 2517	1	
NI 56	Z37	5940-00-200-1239	. TERMINAL, LUG	PT4922-2- 821181-009	12	
NI 57	Z37	5940-99-537-7843	. TERMINAL, LUG, 4BA	18RA-6	25	
NI 58	6MT4	5940-99-763-2349	. TERMINAL QUICK DISCONNECT INTERNAL	15671	4	
NI 59	6MT4	5940-99-225-4548	. TERMINAL QUICK DISCONNECT BLADE TYPE, MALE	147A50	1	
NI 60	Z37	5940-99-769-3940	. TERMINAL, LUG 4.3 mm DIA FIXING HOLE	34.9003	15	
NI 61	Z37	5905-99-017-2101	. TERMINAL, LUG	15714	23	
NI 62	Z30		. RESISTOR, FIXED, FILM		1	

Chapter 2-5
PARTS LIST
BOX FIXED ASSEMBLY

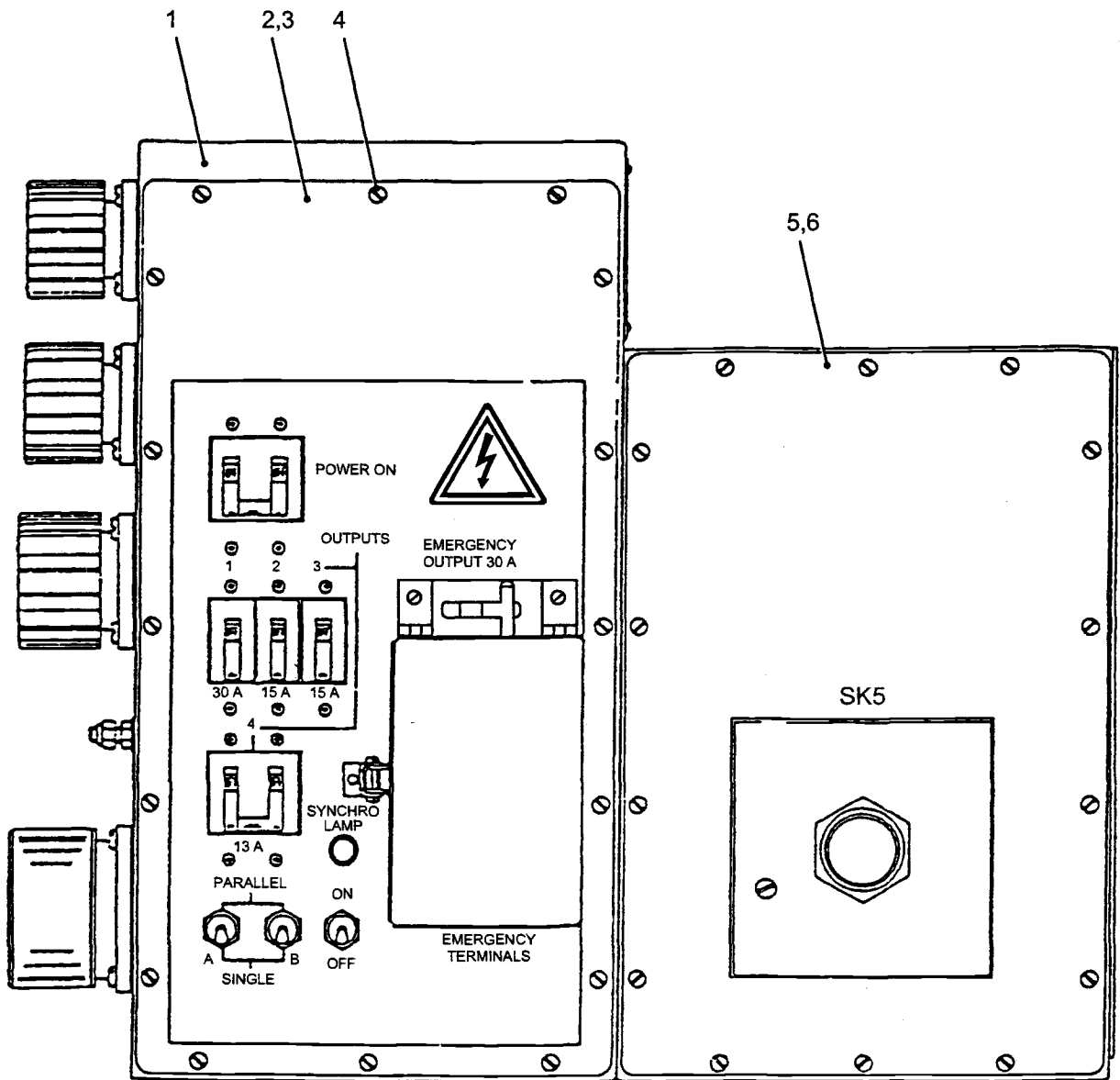


Fig. 1 Box, fixed assembly

FIG 1 ITEM	DMC Army	NATO STOCK NUMBER	ITEM NAME AND DESCRIPTION	PART NO./ DRAWING NO.	NO. OFF	ANNOTATIONS
1		6115-99-792-5324	BOX FIXED ASSEMBLY	0-4169-1/103	REF	
2		NP	. FRONT PANEL, SILK SCREEN	1-4169-1/113	1	
3	X2	6110-99-254-3916	. SHIELDING STRIP	T575-0032- 0048-0032- 0048	1	
4	G1	5305-99-941-1950	. SCREW, MACHINE, CSK HD, 6-32 UNC x 1/2 in. lg	BS 1981	30	
5	X2	5340-99-244-8060	. COVER	1-4169-1/29	1	
6	X2	5999-99-517-3241	. GASKET	1-4169-1/27	1	

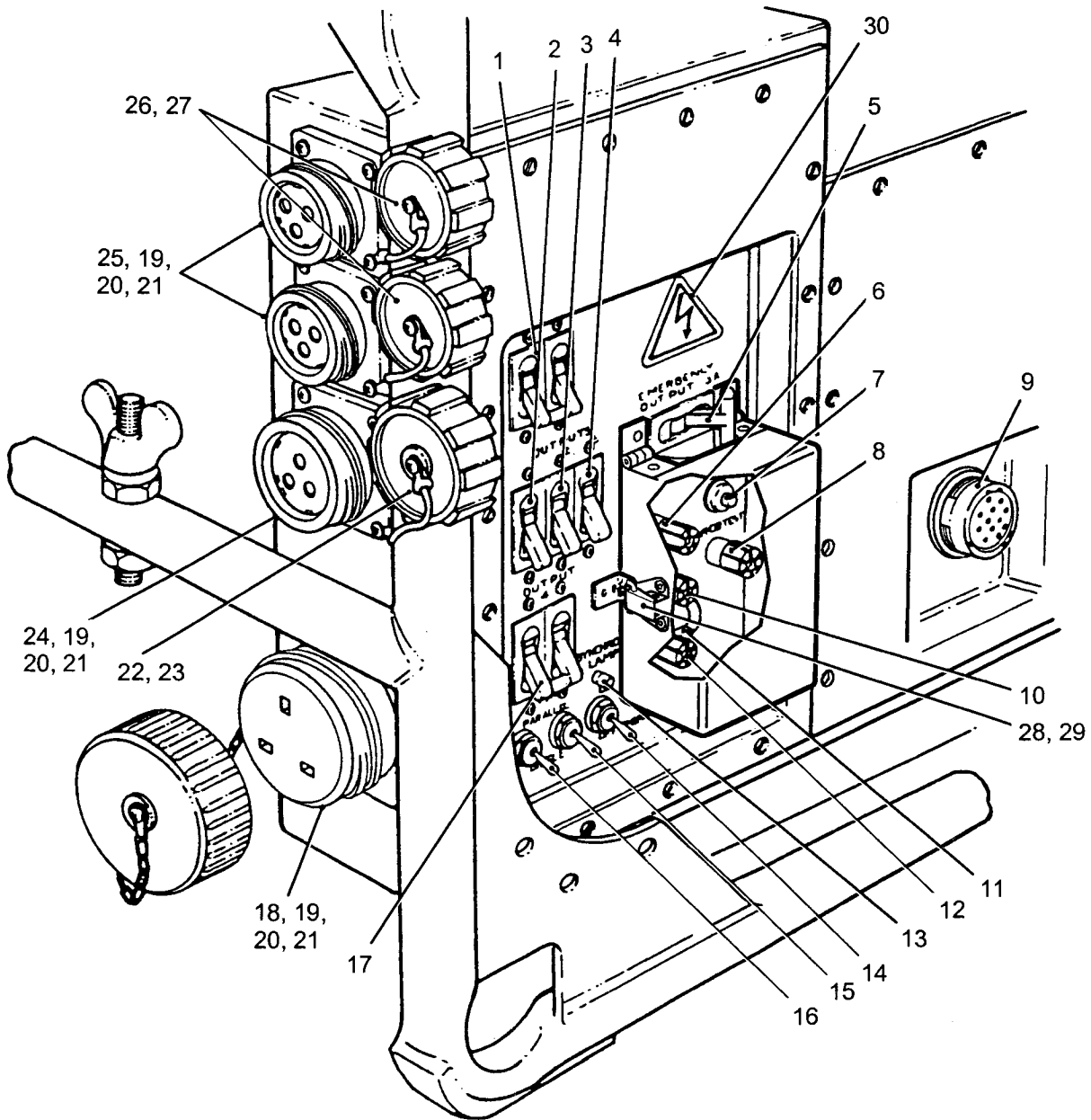


Fig. 2 Fixed box, controls, connectors and indicators

FIG 2 ITEM	DMC Army	NATO STOCK NUMBER	ITEM NAME AND DESCRIPTION	PART NO./ DRAWING NO.	NO. OFF	ANNOTATIONS
NI		NP	FIXED BOX, CONTROLS, CONNECTORS AND INDICATORS		REF	
1	X32	5925-99-661-8092	. MMCB 50 A, 2 POLE 240 V 50 Hz (with fixings)	APL-11-1-66- 503	1	
2	X32	5925-99-257-2228	. MINIATURE MAGNETIC CIRCUIT BREAKER (MMCB) 30 A, 1 POLE 240 V 50 Hz (with fixings)	APL-1-1-66- 303	1	
3	X32	5925-99-257-2229	. MMCB 15 A, 1 POLE 240 V 50 Hz (with fixings)	APL-1-1-66- 153	1	
4	X32	5925-99-257-2229	. MMCB 15 A, 1 POLE 240 V 50 Hz (with fixings)	APL-1-1-66- 153	1	
5	X32	5925-99-257-2228	. MINIATURE MAGNETIC CIRCUIT BREAKER (MMCB) 30 A, 1 POLE 240 V 50 Hz (with fixings)	APL-1-1-66- 303	1	
6	Z37	5940-99-773-1419	. TERMINAL INSULATION BROWN 30 AMP 240 V AC	148-253	1	
7	Z32	5930-99-254-3926	. SWITCH SEALED PUSH BUTTON 'OTTO' COMMERCIAL GRADE	P3-71622	1	
8	Z37	5940-99-749-9852	. TERMINAL INSULATED GREEN	148-252	1	
9	Z22	5935-99-106-1294	. JAM NUT RECEPTACLE BULKHD MRG (connector fixed socket)	07SE-20-41S	1	
10	Z37	5940-99-710-3754	. TERMINAL INSULATED BLUE 30 AMP 250 V AC	148-254	1	
11		NP	. WIRE LINK ASSY	3-4169-1/85	1	
12	Z37	5940-99-749-9852	. TERMINAL INSULATED GREEN	148-252	1	
13	X5	6240-99-570-0923	. NEON LAMP T1 3/4 FLANGE	527M	1	
14	X32	5930-00-683-1628	. TOGGLE SWITCH-SINGLE POLE (SCREW TERMINAL)	2-TL1-2	1	
15	X32	5930-00-683-1628	. TOGGLE SWITCH-SINGLE POLE (SCREW TERMINAL)	2-TL1-2	1	
16	X32	5930-00-683-1628	. TOGGLE SWITCH-SINGLE POLE (SCREW TERMINAL)	2-TL1-2	1	
17	X32	5925-99-807-7057	. MMCB 15 A, 2 POLE 240 V 50 Hz 1 SERIES + 1 SHUNT TWIN MOUNTED (with fixings)	APL13-28646- 1	1	
18	Z32	5935-99-327-4024	. FIXED SOCKET 13 AMP WITH COVER & GASKET	DEF STAN 59- 35 PT7	1	National Plastics
19	G1	5305-99-075-1115	. SCREW, MACHINE, PAN HD, 10-32 UNF x 3/4 in. lg	BS 1981	16	
20	G1	5310-99-101-0519	. WASHER, FLAT, 10-32 UNF	BS SP 122-D	16	
21	G1	5310-99-295-2467	. NUT, SELF LOCKING, HEXAGON, 10-32 UNF	BS 1981	16	
22	Z32	5935-99-793-5028	. PROTECTIVE CAP	AB-PC-0065- 22-0000-15	1	
23	Z1	5330-99-256-4168	. GASKET	AB-PC-0095- 22-0000-15	1	
24	Z32	5935-99-535-3948	. FIXED SOCKET OPEN WIRING 0° ORIENTATION	AB-PC-2000- 22-04SN-00	1	
25	Z32	5935-99-300-6739	. FIXED SOCKET OPEN WIRING 0° ORIENTATION	AB-PC-2000- 18-03SN-00	2	
26	Z32	5935-99-902-2017	. PROTECTIVE CAP	AB-PC-0065- 18-0000-15	2	
27	Z1	5330-99-588-0559	. GASKET	AB-PC-0095- 18-0000-15	2	
28	G1	5340-99-528-9515	. STRIKE, CATCH, STEEL ZINC PLTD	TL802-2	1	
29	G1	5340-99-628-3347	. CATCH, TOGGLE LEVER	TL803-B	1	

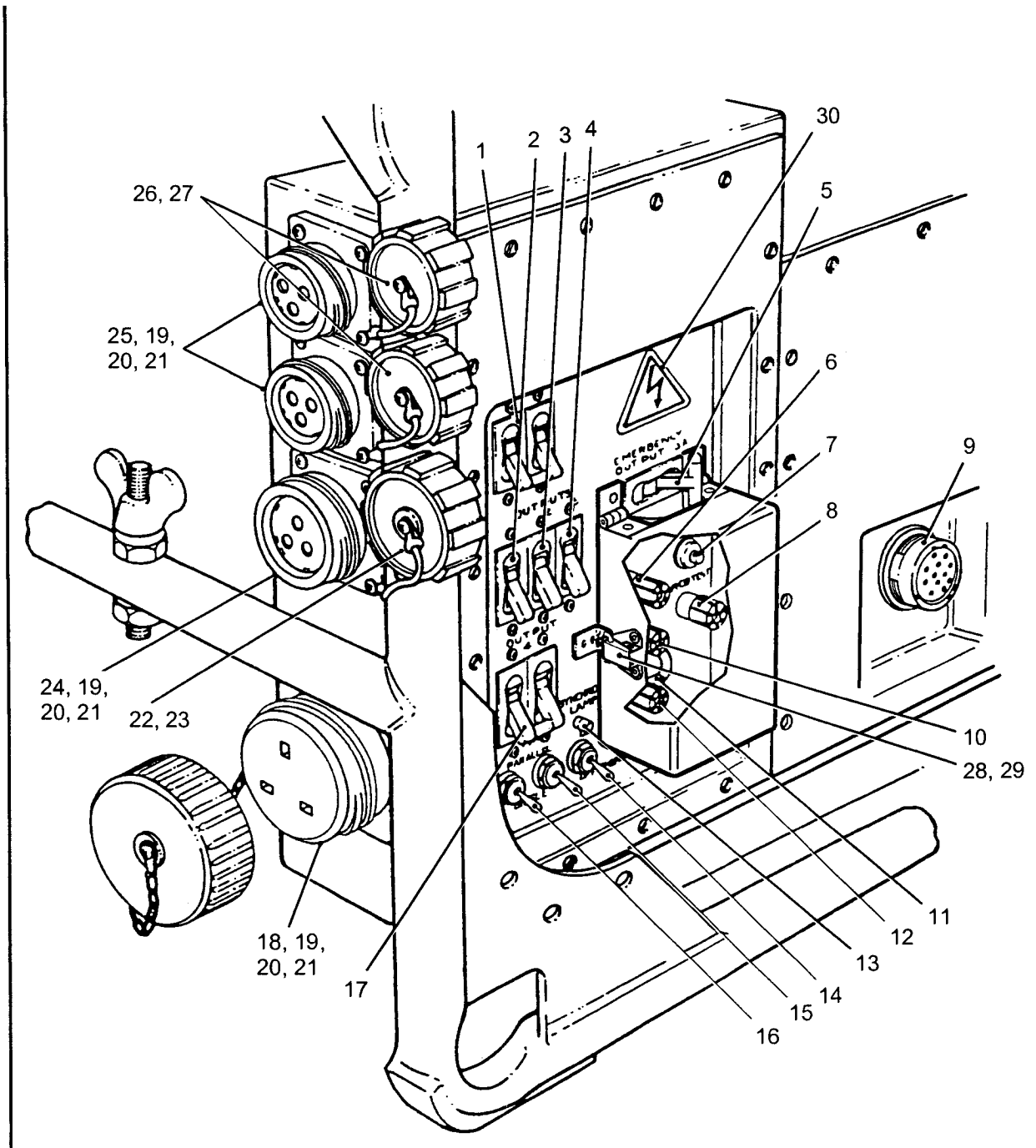


Fig. 2 Fixed box, controls, connectors and indicators

FIG 2 ITEM	DMC Army	NATO STOCK NUMBER	ITEM NAME AND DESCRIPTION	PART NO/ DRAWING NO.	NO. OFF	ANNOTATIONS
30	X2	9905-99-738-2211	FIXED BOX, CONTROLS, CONNECTORS AND INDICATORS - continued			
NI 31	Z30	5905-99-714-4145	. PLATE, DESIGNATION ELECTRICAL HAZARD RESISTOR, 2 KOHM ± 10% (fitted rear face control panel)	W8 TYPE W23.2K	1 1	

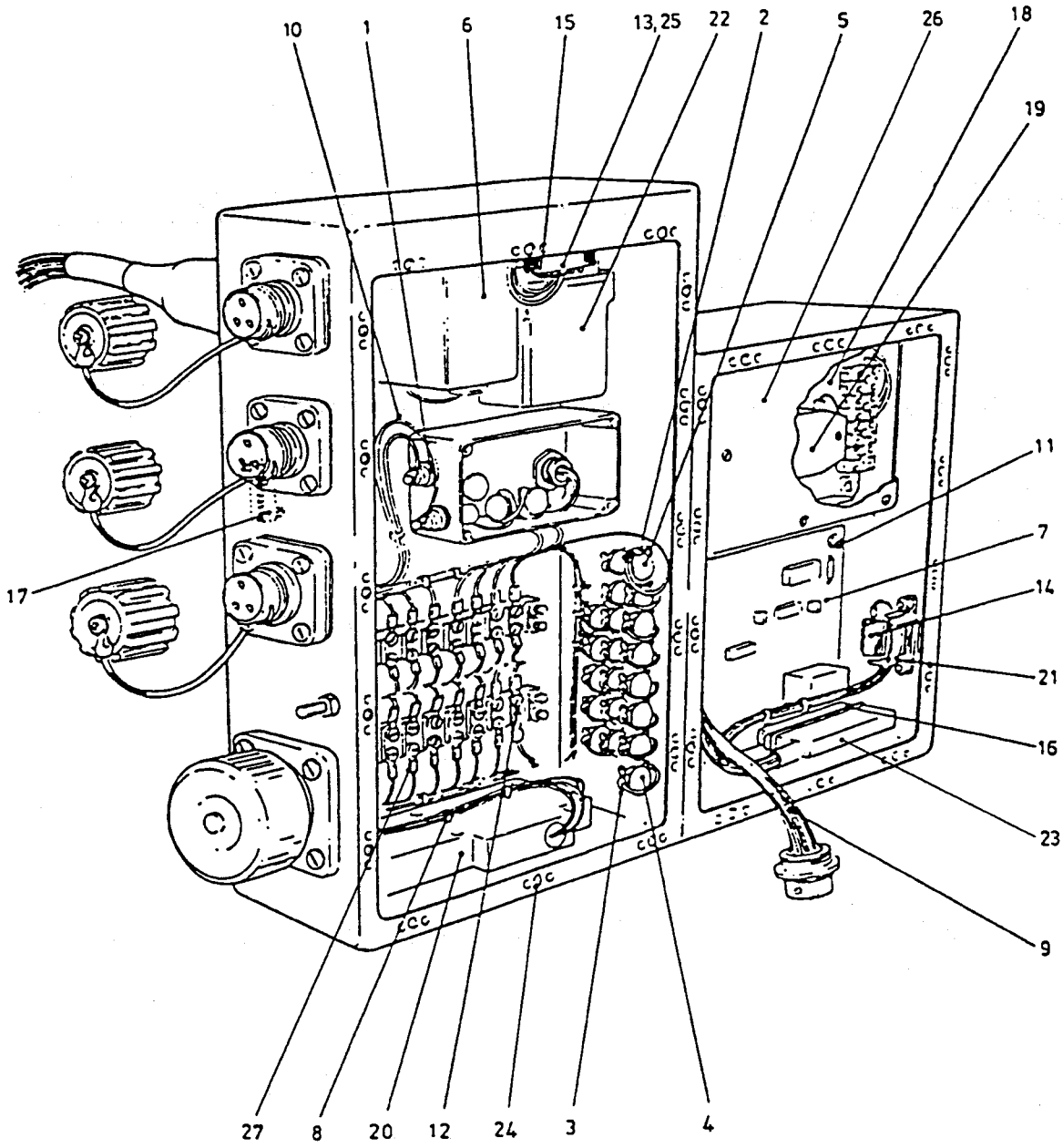


Fig.3 Box fixed, inside view

FIG 3 ITEM	DMC Army	NATO STOCK NUMBER	ITEM NAME AND DESCRIPTION	PART NO./ DRAWING NO.	NO. OFF	ANNOTATIONS
NI		NP	BOX FIXED, INSIDE VIEW		REF	
1	Z31	5910-99-841-9109	. CAPACITOR, 0.1 μ F, 250 V AC, 25 A, RFI FILTER FEED THROUGH	DS 23838	1	
2	Z31	5910-99-649-9992	. CAPACITOR, 0.1 μ F, 28 V DC, RFI FILTER	DS 23444	16	
3	Z31	5910-99-550-9493	. RFI FILTER OKLEY 4.7 nF 250 V AC CAPACITOR	DS 23727	8	
4	Z30	5905-99-150-4141	. EMP PROTECTION VARISTOR A/C (SURGE SUPPRESSOR)	Z 250 E	10	
5	Z30	5905-99-477-1877	. EMP PROTECT VARISTOR D/C METAL OXIDE	ZL 17 F	16	
6	Z37		. CURRENT TRANSFORMER 30/1 AMP 5 VA 50/60 Hz CLASS 3		1	
7	X2	6115-99-700-2471	. PRINTED CIRCUIT BOARD (PROTECTION)	1-4169-1/56	1	
8	Z42	5975-99-816-8414	. CABLE STRAIN RELIEF GLAND	9524	1	
9	Y3	6145-99-830-3515	. WIRE, ELECTRICAL	GT551004	A/R	
10	Y3	6145-99-709-9917	. WIRE, ELECTRICAL	XT1.80	A/R	
11	X2	5340-99-762-0729	. ANTI-VIBRATION MOUNT	17/1405-01X45	4	
12	Z37	5940-99-745-9119	. TERMINAL BLOCK 12 WAY	R44000300001	2	
13	Z31	5945-00-182-1934	. RELAY DC	2T-2D-112	1	
14	Z30	5905-99-015-6726	. RESISTOR 25W CGS STYLE HAS 25 0-22 ohms \pm 1%	HSA 25	1	
15	Z42	5961-99-720-5133	. DIODE	MR811	2	
16	Z32	5935-14-404-9744	. CONNECTOR, FIXED, ELECTRICAL	DC37S064	1	
17	Z30	5905-99-639-9821	. RESISTOR, FIXED, WIREWOUND	HSA 25	1	
18		6115-99-256-4862	. AUTOMATIC VOLTAGE REGULATOR (RT80)	Z 523	1	Allam
19	X2	5915-99-256-4867	. SUPPRESSOR RADIO	Z 571	1	
20	X2	6625-99-420-9863	. EARTH LEAKAGE SENSOR, CURRENT ELS SERIES, 240 V 50 Hz 30 mA, TRIP	ELS-240/30	1	
21	Z37	5950-99-591-2318	. TRANSFORMER, POWER, ISOLATION	D6967	1	
22	Z1	5945-99-568-5462	. RELAY, ELECTROMAGNETIC	21CPX-2	1	
23	Z32	5935-00-079-8970	. SHIELD, ELECTRICAL CONNECTOR (part of item 16)	10684122	1	
24	G1	5310-99-130-1338	. NUT, SELF-LOCKING, PLATE 6-32 UNC	MF1000-06	30	
25	Z42	5935-99-793-6792	. SOCKET, PLUG-IN ELECTRONIC COMPONENTS	70-446	1	
26	Z2	8115-99-595-4320	. BOX, METAL, SMALL PARTS A.V.R. BOX	459L	1	
27	Z37	5940-99-792-5274	. MARKER STRIP, 12-WAY	R44000.15-STD-12000	1	
NI28	Z37	5940-99-622-5782	. TERMINAL LUG, 3.6 mm MOUNTING HOLE, BLUE INSULATION	32440	7	
NI29	Z37	5940-01-301-1964	. TERMINAL LUG, 1/4" MOUNTING HOLE, RED INSULATION	RA717	2	
NI30	Z37	5940-00-106-9756	. TERMINAL LUG, 1/4" MOUNTING HOLE, BLUE INSULATION	14RB14	5	
NI31	Z37	5940-01-302-1982	. TERMINAL LUG	18RA38	4	

Chapter 2-6
PARTS LIST
ANCILLARIES

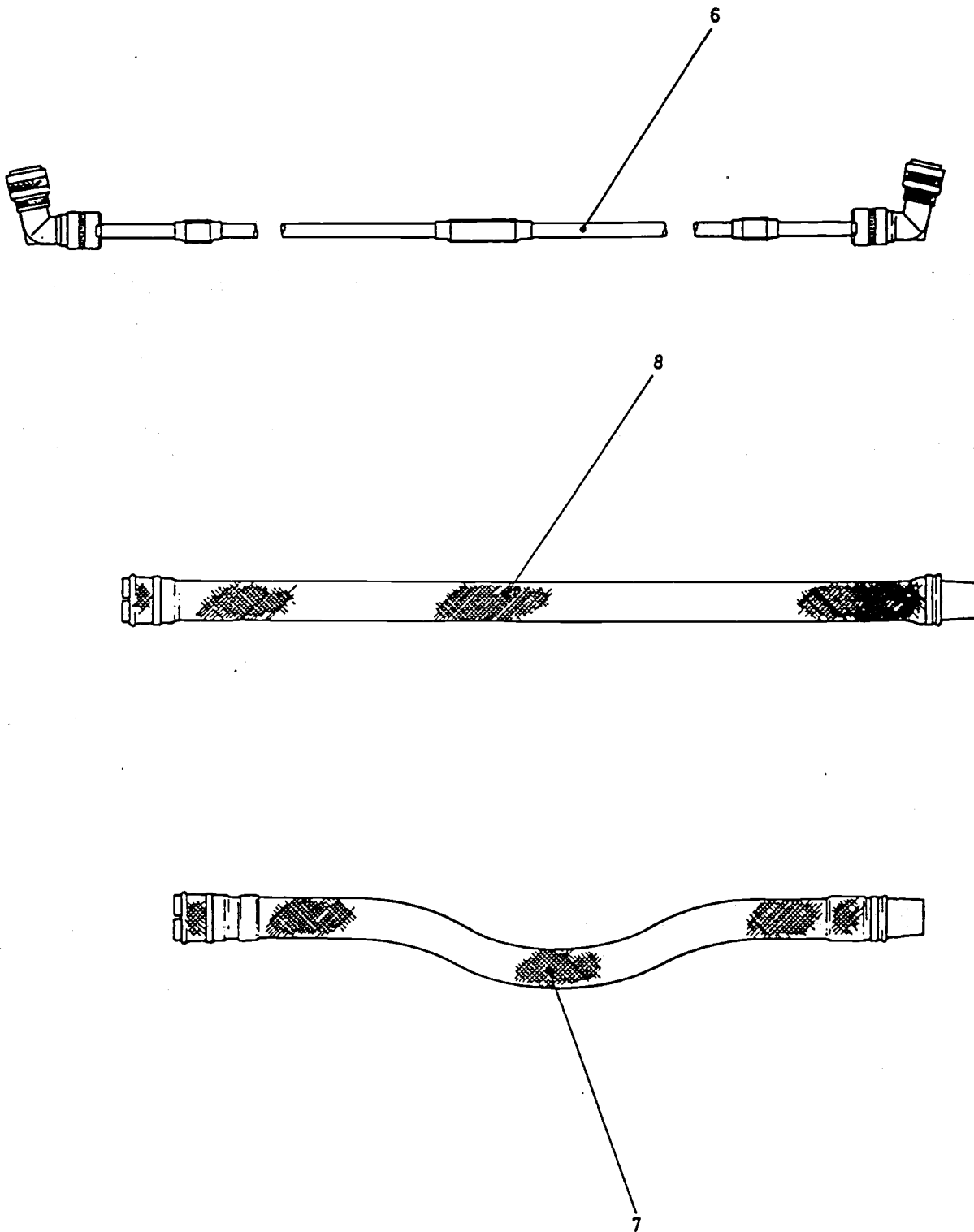


Fig. 1 Ancillary items

FIG 1 ITEM	DMC Army	NATO STOCK NUMBER	ITEM NAME AND DESCRIPTION	PART NO./ DRAWING NO.	NO. OFF	ANNOTATIONS
NI		NP	ANCILLARY ITEMS	-	REF	
NI 1	Z42	5975-99-901-0148	. ROD, EARTHING	IE/B/59367	1	
NI 2	X2	6150-00-901-5502	. LEAD ELECTRICAL	MEXE3-9753-7	1	
NI 3	Z32	5935-99-255-2672	. CONNECTOR, FREE ELECTRICAL	SPDT22-2- PFOM/1	1	
NI 4	Z32	5935-99-255-2673	. CONNECTOR, FREE ELECTRICAL	SPDT18-21- PFOM/1	2	
NI 5	Z32	5935-99-940-1668	. PLUG, ELECTRICAL	SDB51090	1	
6	X2	5995-99-255-2666	. CABLE ASSEMBLY, SPECIAL PURPOSE, ELECTRICAL	1-4169-1/53	1	
7	X2	6115-99-255-2669	. PIPE ASSEMBLY, EXTENSION, FLEXIBLE	2-4169-1/96	2	
8	X2	6115-99-255-2670	. PIPE ASSEMBLY, EXTENSION, RIGID	2-4169-1/98	3	

Chapter 3

INDEX OF NATO STOCK NUMBERS
(Revised throughout)

INDEX OF NATO STOCK NUMBERS

NATO Stock No.	Chapter, Page and Item No.	NATO Stock No.	Chapter, Page and Item No.
5935-00-079-8970	2-5. 9/10-23	5310-99-118-4537	2-4. 7/8-46
6240-00-103-0058	2-4. 5-31	5307-99-120-3551	2-3-1-3. 7-20
5940-00-106-9756	2-5. 9/10-30	5307-99-120-3551	2-3-1-6. 5/6-4
5945-00-182-1934	2-5. 9/10-13	5310-99-120-4032	2-3. 5-22
5945-00-200-1239	2-4. 7/8-57	5310-99-120-4032	2-3. 7-24
5940-00-378-7225	2-4. 7/8-55	5310-99-120-4032	2-3. 7-27
5940-00-436-1632	2-4. 7/8-54	5310-99-120-4032	2-3-1-4. 5/6-4
5905-00-643-5626	2-4. 5-34	5307-99-120-4256	2-3-1-6-1. 3/4-4
5930-00-655-4245	2-3. 7-10	5307-99-120-4257	2-3-1-5. 5/6-3
5930-00-683-1628	2-5. 7-14	5310-99-120-4982	2-3. 7-25
5930-00-683-1628	2-5. 7-15	5305-99-120-8076	2-3. 7-29
5930-00-683-1628	2-5. 7-16	5310-99-122-3401	2-2. 5/6-3
6150-00-901-5520	2-6. 5/6-2	5310-99-124-4342	2-4. 5-35
5905-01-129-4879	2-3-2. 5/6-21	5310-99-124-4450	2-3-1-3. 9/10-37
5940-01-301-1964	2-5. 9/10-29	5310-99-124-4450	2-3-1-7-1. 3/4-6
5940-01-302-1982	2-5. 9/10-31	5310-99-124-4450	2-3-1-8. 5-10
2990-01-420-9082	2-3. 9/10-10	5930-99-125-0593	2-3. 7-8
5961-12-311-2318	2-3-2. 5/6-20	5310-99-130-1338	2-4. 7/8-51
5935-14-404-9744	2-5. 9/10-16	5310-99-130-1338	2-5. 9/10-24
6115-99-008-1076	2-3. 5B-43	6115-99-131-2075	2-3. 9/10-1
5905-99-014-0537	2-4. 7/8-39	5310-99-135-2455	2-3-1-2. 5/6-7
5905-99-015-6726	2-5. 9/10-14	5305-99-135-4574	2-3. 5-34
5307-99-016-7546	2-3-1-2. 5/6-9	5305-99-135-4574	2-3. 7-20
5397-99-016-7546	2-3-1-9. 9/10-36	5310-99-136-2752	2-2. 5/6-4
5905-99-017-2101	2-4. 7/8-62	5310-99-136-6576	2-2. 5/6-1
5305-99-033-2984	2-4. 5-24	5310-99-136-8632	2-3-1-10-1. 5/6-24
2815-99-035-3162	2-3-1-3-1. 3/4-5	5315-99-137-1509	2-3-1-8. 5-3
2990-99-052-2516	2-3-1-6-1. 3/4-11	5310-99-137-6781	2-3-1-4. 5/6-7
2920-99-075-0123	2-3-1-5-1. 3/4-4	5315-99-138-5982	2-3-1-9. 5-5
5305-99-075-1115	2-5. 7-19	5315-99-138-5983	2-3-1-3-1. 3/4-6
2815-99-083-2571	2-3-1-7. 5/6-2	5310-99-139-3568	2-3. 5-29
5310-99-101-0519	2-5. 7-20	5310-99-139-9423	2-3. 7-28
5320-99-103-2282	2-4. 5-7	5310-99-142-6892	2-3-1-4-1. 3/4-5
5320-99-103-2282	2-4. 5-14	5310-99-142-6892	2-3-1-4-2. 3/4-3
5935-99-106-1293	2-4. 5-22	6115-99-144-4961	2-1-2. 5/6-9
5935-99-106-1294	2-5. 7-9	2815-99-145-9201	1. 3/4-4
4730-99-109-8905	2-3. 5-6	5905-99-150-4141	2-3. 9/10-7
4730-99-109-8905	2-3-1-10-4. 3/4-6	5905-99-150-4141	2-5. 9/10-4
5930-99-114-8697	2-4. 7/8-40	5930-99-151-1644	2-3. 7-11
5310-99-118-4537	2-4. 5-3	9320-99-168-7094	2-3. 5B-46

INDEX OF NATO STOCK NUMBERS

NATO Stock No.	Chapter, Page and Item No.	NATO Stock No.	Chapter, Page and Item No.
5340-99-197-7966	2-1. 5/6-5	2910-99-206-3009	2-3-1-10-5. 3/4-3
3210-99-200-2440	2-3-1-8. 5-7	4730-99-206-7622	2-3-1-10-3. 3/4-6
5130-99-201-5650	2-3-1-9. 7-18	5310-99-206-7956	2-3-1-4-1. 3/4-7
5315-99-202-1357	2-3-1-3. 5-16	5330-99-206-8870	2-3-1-9. 7-22
5315-99-202-1357	2-3-1-3. 7-31	4730-99-206-9832	2-3-1-9. 7-30
2910-99-202-2602	2-3-1-4-1. 3/4-8	4730-99-207-1430	2-3-1-10-3. 3/4-8
2910-99-202-2602	2-3-1-4-1. 3/4-9	3020-99-207-2291	2-3-1-1-1. 3/4-1
2815-99-202-3184	2-3. 5B-45	2990-99-207-2314	2-3-1-5. 5/6-2
2815-99-202-3184	2-3-1-9. 7-17	5300-99-207-2989	2-3-1-3. 5-13
5310-99-202-9996	2-3-1-2. 5/6-11	2815-99-207-2990	2-3-1-3. 5-14
5330-99-203-1786	2-3-1-9. 9/10-38	2920-99-207-5985	2-3-1-5-1. 3/4-8
2990-99-203-8706	2-3-1-2. 5/6-17	2815-99-208-4569	2-3-1-7. 5/6-6
5330-99-204-1042	2-3-1-10-3. 3/4-12	2815-99-208-4612	2-3-1-2. 5/6-12
3120-99-204-8676	2-3-1-8. 5-2	4730-99-208-4802	2-3-1-10-2. 3/4-6
2940-99-204-8884	2-3-1-10-3. 3/4-1	2815-99-208-5094	2-3-1-9. 7-25
3120-99-204-8961	2-3-1-8. 5-5	6115-99-208-5342	2-3. 7-2
3120-99-204-8961	2-3-1-9. 5-8	5310-99-208-6456	2-3-1-4. 5/6-15
5310-99-205-0265	2-3-1-3. 5-6	5305-99-208-6856	2-3-1-9. 9/10-34
2815-99-205-0639	2-3-1-3. 7-25	5330-99-208-9399	2-3-1-3. 7-33
2815-99-205-0654	2-3-1-1. 5/6-4	2815-99-209-8046	2-3-1-3. 7-22
2815-99-205-0656	2-3-1-3. 7-28	5330-99-209-9078	2-3-1-3. 7-21
4320-99-205-0686	2-3-1-4. 5/6-4	5340-99-214-6932	2-4. 5-8
2815-99-205-0701	2-3-1-2-2. 3/4-1	5360-99-214-7626	2-3-1-10-1. 3-13
4730-99-205-1296	2-3-1-4-1. 3/4-6	5310-99-214-9715	2-3-1-5. 5/6-5
5340-99-205-1366	2-3-1-7. 5/6-1	5310-99-214-9715	2-3-1-6. 5/6-6
5310-99-205-1376	2-3-1-10-3. 3/4-7	5310-99-214-9715	2-3-1-6-1. 3/4-6
2815-99-205-1386	2-3-1-1. 5/6-7	6115-99-215-6706	1. 3/4-1
5340-99-205-1428	2-3-1-9. 5-9	5940-99-225-4548	2-4. 7/8-60
5315-99-205-1433	2-3-1-2-2. 3/4-3	5315-99-244-3331	2-3-1-10-2. 3/4-2
2815-99-205-1569	2-3-1-1-1. 3/4-2	5340-99-244-8060	2-5. 5-5
3120-99-205-1599	2-3-1-9. 5-8	2920-99-251-3196	2-3-1-5-1. 3/4-1
3120-99-205-1600	2-3-1-9. 5-8	2920-99-251-3197	2-3-1-5-1. 3/4-2
2815-99-205-1606	2-3-1-3. 9/10-36	2815-99-253-6416	2-3-1-8. 5-11
5340-99-205-1644	2-3-1-3. 7-30	5540-99-254-3331	2-3-1-10-2. 3/4-2
4320-99-205-1651	2-3-1-4. 5/6-11	5540-99-254-3915	2-4. 5-6
4730-99-205-1655	2-3-1-10-3. 3/4-10	6110-99-254-3916	2-4. 5-17
5330-99-205-1864	2-3-1-6. 5/6-3	6110-99-254-3916	2-5. 5-3
2910-99-206-0129	2-3-1-10-3. 3/4-3	6110-99-254-3917	2-4. 5-2
2990-99-206-2060	2-3-1-3. 5-15	6250-99-254-3918	2-4. 5-27
5330-99-206-2068	2-3-1-3-1. 3/4-7	5980-99-254-3920	2-4. 5-32

INDEX OF NATO STOCK NUMBERS

NATO Stock No.	Chapter, Page and Item No.	NATO Stock No.	Chapter, Page and Item No.
6680-99-254-3922	2-4. 7/8-43	5915-99-256-4867	2-5. 9/10-19
5905-99-254-3924	2-4. 7/8-38	5307-99-256-4868	2-3-2. 5/6-3
5930-99-254-3926	2-4. 5-33	6115-99-256-9520	2-3-2. 5/6-1
5930-99-254-3926	2-5. 7-7	6115-99-256-9521	2-3-2. 5/6-16
6115-99-255-2501	2-3-2. 5/6-11	6115-99-256-9522	2-3-2. 5/6-17
5340-99-255-2663	2-3. 5B-50	5925-99-257-2228	2-5. 7-2
5340-99-255-2664	2-3. 5B-49	5925-99-257-2228	2-5. 7-5
5995-99-255-2666	2-3. 5B-44 (2)	5925-99-257-2229	2-5. 7-3
5995-99-255-2666	2-5. 5/6-6	5925-99-257-2229	2-5. 7-4
6115-99-255-2669	2-6. 5/6-7	2815-99-257-4219	2-3-1-3. 5-4
6115-99-255-2670	2-6. 5/6-8	2815-99-257-4220	2-3-1-8. 5-1
2990-99-255-2671	2-3-1-6-1. 3/4-8	2930-99-257-4221	2-1-3-2. 5/6-2
5935-99-255-2672	2-6. 5/6-3	5330-99-257-4222	2-3-1-2. 5/6-13
5935-99-255-2673	2-6. 5/6-4	2815-99-257-4224	2-3-1-8. 5-12
6115-99-255-2674	2-2. 5/6-10	5306-99-257-4225	2-3-1-8. 7/8-18
6115-99-255-2675	2-3. 5B-48	2815-99-257-4226	2-3-1-1. 5/6-1
4820-99-255-2676	2-1. 5/6-12	2815-99-257-4227	2-3-1-1. 5/6-5
6680-99-255-2678	2-3. 5-8	6680-99-257-4228	2-3-1-9. 7-24
6680-99-255-2678	2-3-1-10-4. 3/4-8	2910-99-257-4229	2-3-1-10-5. 3/4-1
5930-99-255-2682	2-3. 7-9	2910-99-257-4230	2-3-1-10-5. 3/4-2
5340-99-255-2683	2-3. 5-20	2815-99-257-4232	2-3-1-2-1. 3/4-1
5930-99-255-2684	2-3. 5-38	2920-99-257-4233	2-3-1-5. 5/6-1
2910-99-255-2687	2-3. 5-1	2920-99-257-4233	2-3-1-5-1. 3/4-1
2910-99-255-2687	2-3-1-10-4. 3/4-1	2990-99-257-4234	2-3-1-6-1. 3/4-2
2910-99-255-2688	2-3. 5-2	6115-99-257-4459	2-3-1-6-1. 3/4-7
2910-99-255-2688	2-3-1-10-4. 3/4-2	3120-99-257-4460	2-3-1-8. 7/8-17
2910-99-255-2689	2-3. 5-3	6240-99-274-4733	2-5. 7-13
2910-99-255-2690	2-3-1-10-4. 3/4-3	5310-99-295-2467	2-5. 7-21
6645-99-255-8453	2-4. 7/8-44	5935-99-300-6739	2-5. 7-25
6625-99-255-9199	2-4. 7/8-50	6115-99-301-7598	2-4. 5-1
6625-99-255-9200	2-4. 7/8-49	5310-99-305-3389	2-3-1-10. 5/6-3
6625-99-255-9201	2-4. 7/8-45	5935-99-327-4024	2-5. 7-18
6240-99-256-0387	2-4. 5-30	5945-99-327-7425	2-3. 9/10-4
5330-99-256-4168	2-5. 7-23	6115-99-327-9202	1. 3/4-2
6115-99-256-4858	2-3-2. 5/6-12	6115-99-336-6794	2-1-2. 5/6-6
6115-99-256-4859	2-3-2. 5/6-15	5305-99-340-1931	2-5. 5-4
6115-99-256-4862	2-5. 9/10-18	4730-99-349-5180	2-3. 5-4
6115-99-256-4863	2-3-2. 5/6-8	4730-99-349-5180	2-3-1-10-4. 3/4-4
6115-99-256-4864	2-3-2. 5/6-5	3020-99-352-8309	2-3. 7-30
6115-99-256-4865	2-3-2. 5/6-6	3020-99-352-8309	2-3-1-2. 5/6-16

INDEX OF NATO STOCK NUMBERS

NATO Stock No.	Chapter, Page and Item No.	NATO Stock No.	Chapter, Page and Item No.
6115-99-354-0180	2-1-2. 5/6-3	2815-99-587-9863	2-3-1-7-1. 3/4-1
5999-99-356-4598	2-4. 5-10	5330-99-588-0559	2-5. 7-27
6115-99-361-4628	2-1. 5/6-13	5905-99-591-1509	2-3. 9/10-11
2815-99-376-2260	2-3-1-10-2. 3/4-1	6115-99-591-2262	2-3-2. 5/6-10
3040-99-382-5796	2-3. 7-5	5950-99-591-2318	2-5. 9/10-21
6115-99-400-1489	2-3-2. 5/6-19	8115-99-595-4320	2-5. 9/10-26
5365-99-406-6467	2-2. 5/6-8	5310-99-618-5102	2-3-1-4-2. 3/4-4
4330-99-409-0798	2-3-1-10-3. 3/4-2	5310-99-618-5102	2-3-1-9. 9/10-32
6625-99-420-9863	2-5. 9/10-20	5310-99-618-5102	2-3-1-10-3. 3/4-5
5330-99-431-1434	2-3-1-6-1. 3/4-1	5940-99-622-5782	2-5. 9/10-28
2920-99-433-8808	2-3-1-5-1. 3/4-7	6150-99-623-8290	2-3. 5B-44 (1)
5325-99-434-7040	2-3-2. 5/6-7	5335-99-623-9534	2-1. 5/6-8
4730-99-435-6188	2-3-1-10-4. 3/4-5	5310-99-624-4452	2-2. 5/6-2
6160-99-454-0361	2-3. 7-19	5340-99-628-3347	2-4. 5-12
5905-99-477-1877	2-3. 9/10-6	5340-99-628-3347	2-5. 7-29
5905-99-477-1877	2-5. 9/10-5	5905-99-639-9821	2-5. 9/10-17
5310-99-477-3891	2-3. 5-27	4720-99-643-6319	2-3. 5-15
2940-99-477-5383	2-3-1-4. 5/6-8	4720-99-643-6319	2-3-1-10-2. 3/4-7
6115-99-479-5468	2-5. 9/10-6	4720-99-643-6319	2-3-1-10-4. 3/4-11
6115-99-494-1620	2-1-2. 5/6-4	5910-99-649-9992	2-3. 9/10-5
5999-99-517-3241	2-5. 5-6	5910-99-649-9992	2-5. 9/10-2
6115-99-528-2086	2-3. 9/10-39	5930-99-650-8319	2-3-1-4-2. 3/4-5
5340-99-528-9515	2-5. 7-28	5340-99-660-7800	2-1. 5/6-11
4730-99-533-2956	2-3. 5-16	5925-99-661-8092	2-5. 7-1
4730-99-533-2956	2-3-1-10-4. 3/4-12	6115-99-663-5268	2-1. 5/6-1
4730-99-533-2963	2-3-1-7. 5/6-8	6115-99-663-8216	2-3. 5-18
4730-99-533-2964	2-3. 7-16	6115-99-700-2471	2-5. 9/10-7
5935-99-535-3948	2-5. 7-24	2815-99-700-3216	1. 3/4-5
5940-99-537-7843	2-4. 7/8-58	2815-99-700-3216	2-3. 5-17
5330-99-539-0064	2-3-1-3. 7-27	8115-99-701-1356	2-3. 9/10-9
9905-99-541-3277	2-4. 7/8-53	6115-99-702-4569	2-3. 5-11
5340-99-541-5730	2-2. 5/6-7	6115-99-702-4569	2-3-1-10-4. 3/4-9
5910-99-550-9493	2-5. 9/10-3	6145-99-709-9917	2-5. 9/10-10
5330-99-560-0278	2-3-1-9. 7-29	5940-99-710-3754	2-5. 7-10
5330-99-560-0278	2-3-1-10-2. 3/4-8	5330-99-713-6164	2-3-1-3-1. 3/4-3
5355-99-561-8740	2-4. 7/8-36	5940-99-714-0997	2-4. 7/8-56
5906-99-562-3643	2-4. 7/8-37	5905-99-714-4145	20-5. 7B-31
2815-99-562-7504	2-3-1-3-1. 3/4-2	2815-99-717-3316	2-3-1-3. 7-34
5945-99-568-5462	2-5. 9/10-22	5305-99-718-4926	2-3. 5-32
6240-99-570-0923	2-5. 7-13	5961-99-720-5133	2-5. 9/10-15

INDEX OF NATO STOCK NUMBERS

NATO Stock No.	Chapter, Page and Item No.	NATO Stock No.	Chapter, Page and Item No.
2815-99-720-8792	2-3-1-6. 5/6-1	2815-99-758-8002	2-3-1-1. 5/6-2
8115-99-722-2635	2-3-2. 5/6-4	4730-99-758-8019	2-3-1-10-3. 3/4-4
6115-99-728-7914	2-4. 5-11	4730-99-758-8020	2-3-1-4-1. 3/4-4
2990-99-734-0396	2-3-1-9. 7-23	2910-99-758-8037	2-3-1-4. 5/6-1
5830-99-734-2271	2-3-1-10-2. 3/4-4	2940-99-758-8038	2-3-1-4. 5/6-12
5820-99-734-2277	2-3-1-9. 7-15	5365-99-758-8051	2-3-1-10. 5/6-2
5820-99-734-2277	2-3-1-10-2. 3/4-3	5365-99-758-8051	2-3-1-10-1. 5/6-25
4730-99-737-2099	2-3-1-10-2. 3/4-10	5365-99-758-8052	2-3-1-10. 5/6-2
4730-99-737-2100	2-3-1-10-2. 3/4-9	5365-99-758-8052	2-3-1-10-1. 5/6-25
9905-99-738-2211	2-5. 7B-30	5365-99-758-8053	2-3-1-10. 5/6-2
5310-99-738-3443	2-3-1-2. 5/6-3	5365-99-758-8053	2-3-1-10-1. 5/6-25
5975-99-743-0149	2-3-1-7. 5/6-7	5365-99-758-8054	2-3-1-10. 5/6-2
5975-99-743-0149	2-3. 7-14	5365-99-758-8054	2-3-1-0-1. 5/6-25
5975-99-743-0149	2-3. 7-15	3120-99-758-9331	2-3-1-9. 5-6
5975-99-743-0149	2-3. 7-17	5330-99-759-3354	2-3-1-4. 5/6-13
5940-99-745-9119	2-5. 9/10-12	5340-99-762-0729	2-5. 9/10-11
5310-99-746-6975	2-3-1-2. 5/6-6	5940-99-763-2349	2-4. 7/8-59
5940-99-749-9852	2-5. 7-8	2920-99-765-7101	2-3-1-6. 5/6-7
5940-99-749-9852	2-5. 7-12	5305-99-765-7105	2-3-1-5. 5/6-6
2815-99-752-3159	2-3-1-9. 7-31	5305-99-767-7405	2-4. 7/8-48
3120-99-752-3237	2-3-1-2. 5/6-14	5940-99-769-3940	2-4. 7/8-61
3120-99-752-3238	2-3-1-8. 7/8-20	2815-99-770-0075	2-3-1-3. 5-9
4730-99-752-3323	2-3-1-4. 3/4-3	5330-99-770-0083	2-3-1-9. 9/10-37
2815-99-752-3323	2-3-1-6-1. 3/4-10	5310-99-770-0088	2-3-1-3-1. 3/4-11
2815-99-752-3339	2-3-1-6-1. 3/4-9	5306-99-770-0091	2-3-1-1-1. 3/4-3
2940-99-752-3342	2-3-1-4. 5/6-9	5306-99-770-0091	2-3-1-8. 5-10
6115-99-752-5037	2-1-2. 5/6-1	5360-99-770-0096	2-3-1-3-1. 3/4-16
5330-99-752-7490	2-3-1-9. 9/10-35	2815-99-770-0101	2-3-1-3-1. 3/4-14
2815-99-754-4810	2-3-1-8. 7/8-23	4140-99-770-0277	2-3. 5-31
2910-99-758-1698	2-3-1-10. 5/6-1	5310-99-770-4376	2-3-1-10-3. 3/4-13
2910-99-758-1699	2-3-1-10-1. 3-2	2815-99-770-7141	2-3-1-3-1. 3/4-2
5365-99-758-1700	2-3-1-10-1. 3-4	5930-99-770-7146	2-3-1-4-2. 3/4-1
2910-99-758-1701	2-3-1-10-1. 3-5	4730-99-770-7150	2-3-1-4-2. 3/4-2
2910-99-758-1702	2-3-1-10-1. 3-11	5307-99-770-7159	2-3-1-3. 5-18
2910-99-758-1703	2-3-1-10-1. 5/6-23	5305-99-770-7162	2-3-1-8. 5-8
3120-99-758-5038	2-3-1-9. 5-4	5305-99-770-7165	2-3-1-3-1. 3/4-9
2815-99-758-5044	2-3-1-9. 7-14	2815-99-791-4553	2-3-1-3. 5-11
5306-99-758-5058	2-3-1-8.7/8-21	4320-99-791-4585	2-3-1. 4-11
2815-99-758-5060	2-3-1-8. 7/8-19	5330-99-791-6290	2-3-1-2-2. 3/4-7
2815-99-758-5061	2-3-1-2. 5/6-8	5315-99-791-6291	2-3-1-3. 7-19

INDEX OF NATO STOCK NUMBERS

NATO Stock No.	Chapter, Page and Item No.	NATO Stock No.	Chapter, Page and Item No.
5305-99-770-7166	2-3-1-3-1. 3/4-13	5330-99-792-4410	2-3-1-2. 5/6-15
5305-99-770-7167	2-3-1-1. 5/6-11	3210-99-792-4411	2-3-1-2. 5/6-14
5340-99-770-9346	2-4. 5-13	5940-99-792-5274	2-5. 9/10-27
5310-99-771-9227	2-3-1-3-1. 3/4-10	6115-99-792-5324	1. 3/4-7
5340-99-772-9889	2-4. 7/8-52	6115-99-792-5324	2-5. 5-1
5940-99-773-1419	2-5. 7-6	5330-99-792-7137	2-3-1-2-3. 3/4-2
2805-99-775-2984	2-3-1-3. 5-12	5935-99-793-5028	2-5. 7-22
5355-99-775-9296	2-4. 7/8-42	5936-99-793-6792	2-5. 9/10-25
2920-99-776-6704	2-3-1-5-1. 3/4-6	2910-99-794-3814	2-3-1-7. 5/6-3
2920-99-776-6706	2-3-1-5-1. 3/4-9	2920-99-795-6747	2-3-1-5-1. 3/4-3
2920-99-776-6708	2-3-1-5-1. 3/4-10	2910-99-796-4901	2-3-1-3. 9/10-39
6625-99-777-1704	2-3. 5-37	5330-99-796-4902	2-3-1-3. 7-32
2920-99-777-2648	2-3-1-5-1. 3/4-5	5330-99-796-4904	2-3-1-3. 5-3
5310-99-779-6302	2-3-1-2. 5/6-4	2910-99-798-4249	2-3-1-3. 9/10-42
5305-99-780-8693	2-3-1-4. 5/6-3	2815-99-798-4251	2-3-1-8. 7/8-15
2815-99-783-2393	2-3-1-3. 7-29	5306-99-798-4252	2-3-1-2-1. 3/4-2
2815-99-783-2394	2-3-1-3. 7-23	6140-99-798-9862	2-3. 7-18
3120-99-783-6683	2-3-1-9. 5-2	5330-99-802-9021	2-3-1-10-1. 3-15
5940-99-786-3319	2-4. 5-18	5310-99-804-7941	2-3-1-3. 5-17
6250-99-786-9480	2-4. 5-29	2815-99-806-3673	1. 3/4-3
2815-99-787-7819	2-3-1-2-2. 3/4-1	5925-99-807-7057	2-5. 7-17
5307-99-787-7820	2-3-1-9. 5-12	3110-99-810-9373	2-3-2. 5/6-14
5307-99-787-7821	2-3-1-9. 5-13	5975-99-816-8414	2-5. 9/10-8
2815-99-787-7826	2-3-1-2-3. 3/4-1	6145-99-830-3515	2-5. 9/10-9
2815-99-787-7832	2-3-1-3. 5-1	4210-99-839-9904	2-1. 5/6-2
2815-99-787-7833	2-3-1-3. 5-2	4210-99-839-9905	2-1. 5/6-10
2815-99-787-7834	2-3-1-3. 5-2	5910-99-841-9109	2-5. 9/10-1
2815-99-787-7845	2-3-1-3. 5-7	5340-99-842-1776	2-1. 5/6-7
2815-99-787-7846	2-3-1-3. 5-8	6115-99-854-6051	2-1-2. 5/6-8
2815-99-787-9704	2-3-1-8. 5-13	6115-99-854-9236	2-1-2. 5/6-2
3120-99-787-9709	2-3-1-8. 7/8-16	6115-99-856-3595	2-1-2. 5/6-7
2815-99-790-3136	2-3-1-3. 7-24	2815-99-861-9325	2-3-1-2. 5/6-1
2815-99-790-3137	2-3-1-3. 5-10	6115-99-866-0110	2-1-2. 5/6-5
3020-99-790-3138	2-3-1-8. 5-7	5975-99-901-0148	2-6. 5/6-1
3120-99-790-3139	2-3-1-2. 5/6-14	6150-99-901-5502	2-6. 5/6-2
3120-99-790-3139	2-3-1-8. 5-4	2815-99-902-1339	2-3-1-2-2. 3/4-2
5330-99-791-1640	2-3-1-4. 5/6-10	5935-99-902-2017	2-5. 7-26
4320-99-791-4552	2-3-1-3. 9/10-40	6115-99-907-6400	2-3. 7-5a
5310-99-791-6295	2-3-1-8. 5-9	5365-99-910-8324	2-3-1-8. 5-14
5310-99-791-9399	2-3-1-3. 9/10-41	5310-99-912-9555	2-4. 5-26

INDEX OF NATO STOCK NUMBERS

NATO Stock No.	Chapter, Page and Item No.	NATO Stock No.	Chapter, Page and Item No.
5310-99-914-7925	2-4. 5-4	5305-99-941-8977	2-4. 5-21
5310-99-914-7925	2-4. 7/8-47	5305-99-941-8977	2-4. 5-25
3120-99-923-3902	2-3. 7-4	5310-99-941-9139	2-3. 5-23
5935-99-940-1668	2-6. 5/6-5	5310-99-941-9139	2-3. 5-28
5306-99-941-0320	2-3. 5-26	5310-99-942-5701	2-3-1-1. 5/6-10
5305-99-941-0687	2-3-1-3. 7-35	5330-99-942-8453	2-3-1-10-4. 3/4-5
5305-99-941-0696	2-3-1-9. 7-16	5330-99-942-8453	2-3-1-10-4. 3/4-7
5305-99-941-0696	2-3-1-9. 7-26	9905-99-942-9507	2-3. 5B-47
5305-99-941-0698	2-3-1-2-2. 3/4-8	5315-99-943-5948	2-3-1-1. 5/6-9
5305-99-941-0836	2-3-1-3. 7-26	6315-99-943-5949	2-3-1-3-1. 5/6-5
5310-99-941-0925	2-3-1-5. 5/6-4	5315-99-943-5956	2-3-1-1. 5/6-3
5310-99-941-0925	2-3-1-6. 5/6-5	5315-99-943-5956	2-3-1-8. 5-6
5310-99-941-0925	2-3-1-6-1. 3/4-3	3120-99-944-9789	2-3-1-9. 5-3
5310-99-941-0925	2-3-1-10. 5/6-4	5305-99-947-3367	2-4. 5-5
5305-99-941-1168	2-3-1-4. 5/6-14	5930-99-948-5951	2-4. 7/8-41
5305-99-941-1180	2-3-1-9. 7-20	6115-99-950-3755	1. 3/4-6
5310-99-941-2406	2-4. 5-19	5340-99-957-5172	2-1. 5/6-6
5310-99-941-2419	2-3-1-3-1. 3/4-12	4730-99-967-8829	2-3-1-9. 9/10-33
5305-99-941-2444	2-3-1-8. 7/8-24	5305-99-970-6381	2-3-1-1. 5/6-6
5305-99-941-6548	2-3. 5-21	5305-99-970-6382	2-3-1-2-2. 3/4-4
5310-99-941-6642	2-4. 5-20	5305-99-970-6382	2-3-1-3-1. 3/4-15
5305-99-941-6968	2-3-1-2-2. 3/4-5	2815-99-971-5888	2-3-1-6. 5/6-2
5305-99-941-6968	2-3-1-3. 5-5	5310-99-977-4621	2-3-1-1. 5/6-8
5305-99-941-8263	2-3. 5-12	2910-99-977-8641	2-3-1-10-1. 3-3
5305-99-941-8263	2-3-1-2. 5/6-10	2910-99-977-8643	2-3-1-10-1. 3-6
5305-99-941-8263	2-3-1-2-3. 3/4-3	5310-99-977-8644	2-3-1-10-1. 3-7
5310-99-941-8386	2-3-1-2-2. 3/4-9	5360-99-977-8645	2-3-1-10-1. 3-8
5310-99-941-8386	2-3-1-3. 9/10-38	2910-99-977-8646	2-3-1-10-1. 3-9
5310-99-941-8386	2-3-1-7-1. 3/4-5	2910-99-977-8647	2-3-1-10-1. 3-10
5310-99-941-8386	2-3-1-9. 5-11	5315-99-977-8649	2-3-1-10-1. 3-12
5310-99-941-8386	2-3-1-9. 7-21	5330-99-977-8650	2-3-1-10-1. 3-14
5310-99-941-8386	2-3-1-9. 7-27	2910-99-977-8651	2-3-1-10-1. 3-16
5310-99-941-8461	2-3. 5-36	2910-99-977-8652	2-3-1-10-1. 3-17
5310-99-941-8461	2-3. 7-22	3120-99-977-8653	2-3-1-10-1. 3-18
5310-99-941-8542	2-3. 5-35	5315-99-977-8654	2-3-1-10-1. 3-19
5310-99-941-8569	2-3-1-10-5. 3/4-6	5315-99-977-8655	2-3-1-10-1. 3-20
5310-99-941-8623	2-3-1-2. 5/6-10	5365-99-977-8656	2-3-1-10-1. 3-21
5310-99-941-8635	2-3-1-4. 5/6-6	5310-99-977-8657	2-3-1-10-1. 3-21
5310-99-941-8635	2-3-1-5. 5/6-7	5310-99-977-8658	2-3-1-10-1. 3-21
5310-99-941-8635	2-3-1-8. 7/8-22	5310-99-977-8659	2-3-1-10-1. 3-21

INDEX OF NATO STOCK NUMBERS

NATO Stock No.	Chapter, Page and Item No.	NATO Stock No.	Chapter, Page and Item No.
5310-99-977-8660	2-3-1-10-1. 3-21		
5310-99-977-8661	2-3-1-10-1. 3-21		
5310-99-977-8662	2-3-1-10-1. 5/6-21		
5310-99-977-8663	2-3-1-10-1. 5/6-21		
5310-99-977-8664	2-3-1-10-1. 5/6-21		
5310-99-977-8665	2-3-1-10-1. 5/6-21		
5310-99-977-8666	2-3-1-10-1. 5/6-21		
5310-99-977-8667	2-3-1-10-1. 5/6-21		
5340-99-977-8668	2-3-1-10-1. 5/6-22		
6240-99-995-9120	2-4. 5-28		

Chapter 4

INDEX OF PART NUMBERS/DRAWING NUMBERS
(Revised throughout)

INDEX OF PART NUMBERS/DRAWING NUMBERS

Part No./Drawing No.	Chapter, Page and Item No.	Part No./Drawing No.	Chapter, Page and Item No.
006130	2-4. 7/8-44	11/122	2-3-1-10-1. 5/6-23
01797X	2-4. 7/8-36	11/123	2-3-1-10-1. 3-17
0-4169-1/1 Item 138	2-3. 5B-41	11/124	2-3-1-10-1. 3-19
0-4169-1/1 Item 138	2-3-1-6-1. 3/4-7	11/125	2-3-1-10-1. 3-20
0-4169-1/3	2-1. 5/6	11/126A	2-3-1-10-1. 3-21
0-4169-1/7	2-3. 5-18	11/126B	2-3-1-10-1. 3-21
0-4169-1/12	2-1. 5/6-12	11/126C	2-3-1-10-1. 3-21
0-4169-1/21	2-3. 5-11	11/126D	2-3-1-10-1. 3-21
0-4169-1/21	2-3-1-10-4. 3/4-9	11/126E	2-3-1-10-1. 3-21
0-4169-1/25	2-3. 7-19	11/126F	2-3-1-10-1. 3-21
0-4169-1/33	2-1. 5/6-1	11/126G	2-3-1-10-1. 5/6-21
0-4169-1/35	2-4. 5-11	11/126H	2-3-1-10-1. 5/6-21
0-4169-1/83	2-3. 5-9	11/126J	2-3-1-10-1. 5/6-21
0-4169-1/92	2-4. 5-23	11/126K	2-3-1-10-1. 5/6-21
0-4169-1/93	2-4. 5-1	11/126L	2-3-1-10-1. 5/6-21
0-4169-1/103	2-5. 5-1	11/126M	2-3-1-10-1. 5/6-21
0-4169-1/104	2-4. 5	11/128	2-3-1-10-1. 3-6
0-4169-1/125	2-3. 9/10-1	11/129	2-3-1-10-1. 3-9
0-4169-1/174	2-3-2. 5/6-19	11/130	2-3-1-10-1. 3-10
05.29.0004 1	2-3. 7-7	11/132	2-3-1-10-1. 3-18
07-3300-30	2-3. 9/10-4	11/134	2-3-1-10-1. 3-1
07SE-20-41S	2-5. 7-9	11/135	2-3-1-10-1. 3-4
084 ACMI	2-4. 7/8-45	11/138	2-3-1-10-1. 3-5
084 ACMI	2-4. 7/8-50	11/140	2-3-1-10-1. 5/6-22
084 ACMI 0-30A	2-4. 7/8-49	11/152	2-3-1-10-1. 3-13
10684122	2-5. 9/10-23	1-4169-1/4	2-1. 5/6-7
11/103AC	2-3-1-10-1. 3-11	1-4169-1/5	2-1. 5/6-6
11/106F	2-3-1-10-1. 3-16	1-4169-1/6	2-1. 5/6-3
11/107	2-3-1-10-1. 3-12	1-4169-1/17	2-3. 5-31
11/108BD	2-3-1-10-1. 3-2	1-4169-1/27	2-5. 5-6
11/114	2-3-1-10-1. 3-3	1-4169-1/29	2-5. 5-5
11/119	2-3-1-10-1. 3-7	1-4169-1/43	2-3. 5-30
11/120	2-3-1-10-1. 3-8	1-4169-1/53	2-3. 5B-44 (2)
11/121	2-3-1-10-1. 3-14	1-4169-1/53	2-6. 5/6-6

INDEX OF PART NUMBERS/DRAWING NUMBERS

Part No./Drawing No.	Chapter, Page and Item No.	Part No./Drawing No.	Chapter, Page and Item No.
1-4169-1/54	2-3. 9/10-9	2-4169-1/23	2-3. 7-23
1-4169-1/56	2-5. 9/10-7	2-4169-1/69	2-1-2. 5/6-3
1-4169-1/61	2-3. 7-1	2-4169-1/70	2-1-2. 5/6-4
1-4169-1/65	2-1-2. 5/6-1	2-4169-1/71	2-1-2. 5/6-2
1-4169-1/66	2-1-2. 5/6-7	2-4169-1/87	2-1. 5/6-12
1-4169-1/67	2-1-2. 5/6-5	2-4169-1/94	2-5. 5B-50
1-4169-1/68	2-1-2. 5/6-6	2-4169-1/95	2-5. 5B-49
1-4169-1/82	2-5. 5B-48	2-4169-1/96	2-6. 5/6-7
1-4169-1/111	2-3. 5B-42	2-4169-1/98	2-6. 5/6-8
1-4169-1/111	2-3-1-6-1. 3/4-8	2-4169-1/107	2-4. 7/8-53
1-4169-1/113	2-5. 5-2	2-4169-1/114	2-4. 5-2
1-4169-1/138	2-3. 5B-44 (1)	2-4169-1/159	2-3. 7-6
1-4169-1/143	2-5. 5-3	2-4169-1/170	2-1. 5/6-9
1-4169-1/160	2-3-2. 5/6-18	251708	2-3-1-4-1. 3/4-9
1-4169-1/162	2-3-2. 5/6-2	256366	2-3-1-10-5. 3/4-3
147A50	2-4. 7/8-59	257607	2-3. 5B-45
148-252	2-5. 7-8	257607	2-3-1-9. 7-17
148-252	2-5. 7-12	257643	2-3-1-4-1. 3/4-8
148-253	2-5. 7-6	258432	2-3-1-9. 7-18
148-253	2-5. 7-10	264553	2-3-1-9. 5-9
14RB14	2-5. 9/10-36	265092	2-3-1-1. 5/6-4
15671	2-4. 7/8-58	265903	2-3-1-2. 5/6-7
15714	2-4. 7/8-61	266003* ISSUE 3	2-3-1-2. 7-27
17/1405-01X45	2-5. 9/10-11	266010	2-3-1-1. 5/6-7
1-81MX1-41NMCK	2-3-1-8. 5-3	266017	2-3-1-3-1. 3/4-7
18RA38	2-5. 9/10-31	266032	2-3-1-9. 5-7
18RA6	2-4. 7/8-57	266039	2-3-1-3. 7-25
200-016-4470	2-3-1-10-1. 3-15	266086	2-3-1-6. 5/6-3
202-42370	2-3-1-10-2. 3/4-10	266358	2-3-1-8. 5-5
2030667	2-3-1-6-1. 3/4-1	266358	2-3-1-9. 5-8
21CPX-2	2-5. 9/10-22	266383	2-3-1-9. 5-3
2-266392	2-3-1-1-1. 3/4-2	266395	2-3-1-2-2. 3/4-3
2-4169-1/5	2-1. 5/6-8	266428	2-3-1-3. 9/10-36
2-4169-1/6	2-1. 5/6-4	266788	2-3-1-9. 7-22

INDEX OF PART NUMBERS/DRAWING NUMBERS

Part No./Drawing No.	Chapter, Page and Item No.	Part No./Drawing No.	Chapter, Page and Item No.
267326	2-3-1-10-3. 3/4-7	2-TL1-2	2-5. 7-15
267354	2-3-1-3. 7-28	2-TL1-2	2-5. 7-16
267381	2-3-1-4. 3/4-4	2TL1-8	2-3. 7-10
268102	2-3-1-3. 7-30	300-021-1911-02	2-3-1-10-4. 3/4-5
268692	2-3-1-9. 5-8	317267	2-3-1-9. 9/10-33
268693	2-3-1-9. 5-8	317459	2-3-1-2. 5/6-17
272303	2-3-1-2-2. 3/4-1	323079	2-3-1-4-1. 3/4-6
272344	2-3-1-8. 7/8-19	32440	2-5. 9/10-28
272362	2-3-1-2-2. 3/4-6	327523	2-3-1-6. 5/6-7
272523	2-3-1-3. 5-1	330204	2-3-1-3. 5-13
272778	2-3-1-8. 5-7	330238	2-3-1-1-1. 3/4-1
273120	2-3-1-2. 5/6-12	330241	2-3-1-3. 5-14
273358	2-3-6-1. 5/6-1	332968	2-3-1-9. 7-30
273396	2-3-1-1. 5/6-1	336123	2-3-1-9. 5-4
274164	2-3-1-9. 7-19	336136	2-3-1-1. 5/6-5
274177	2-3-1-3. 5-4	336764	2-3-1-10-3. 3/4-8
274425	2-3-1-3-1. 3/4-3	3-4169-1/14	2-3. 5-25
274896	2-3-1-10-5. 3/4-2	3-4169-1/24	2-3. 7-26
275140	2-3-1-7-1. 3/4-1	3-4169-1/30	2-3. 5-4
275163	2-3-1-3. 7-34	3-4169-1/30	2-3-1-10-4. 3/4-4
275196	2-3-1-2. 5/6-1	3-4169-1/31	2-3. 5-6
275231	2-3. 7-30	3-4169-1/31	2-3-1-10-4. 3/4-6
275231	2-3-1-2. 5/6-16	3-4169-1/47	2-3. 7-3
275235	2-3-1-10-2. 3/4-1	3-4169-1/60	2-2. 5/6-10
275276	2-3. 5B-43	3-4169-1/72	2-1-2. 5/6-8
289341	2-3-1-5. 5/6-2	3-4169-1/73	2-1-2. 5/6-9
294326	2-3-1-4. 5/6-8	3-4169-1/85	2-5. 7-11
294812	2-3-1-9. 9/10-35	3-4169-1/123	2-3. 7-13
294913	2-3-1-2. 5/6-8	344040	2-3-1-9. 5-6
296623	2-3-1-2-3. 3/4-1	344215	2-3-1-10-2. 3/4-4
298011	2-3-1-4. 5/6-1	344451	2-3-1-9. 7-25
298406	2-3-1-2-3. 3/4-2	344636	2-3-1-4. 5/6-13
2T-2D-112	2-5. 9/10-13	347258	2-3-1-7. 5/6-1
2-TL1-2	2-5. 7-14	347447	2-3-1-1. 5/6-2

INDEX OF PART NUMBERS/DRAWING NUMBERS

Part No./Drawing No.	Chapter, Page and Item No.	Part No./Drawing No.	Chapter, Page and Item No.
347638	2-3-1-4. 5/6-11	360705	2-3-1-3. 5-7
347720	2-3-1-10. 5/6-2	360707	2-3-1-9. 5-12
347720	2-3-1-10-1. 5/6-25	360708	2-3-1-9. 5-13
347721	2-3-1-10. 5/6-2	360709	2-3-1-3. 5-11
347721	2-3-1-10-1. 5/6-25	360712	2-3-1-3. 7-32
347722	2-3-1-10. 5/6-2	360715	2-3-1-8. 5-13
347722	2-3-1-10-1. 5/6-25	360716	2-3-1-9. 5-2
34.9003	2-4. 7/8-60	360718	2-3-1-3. 5-2
350031	2-3-1-3. 7-3	360726	2-3-1-8. 7/8-23
350266	2-3-1-9. 9/10-34	360737	2-3-1-3. 5-3
350481	2-3-1-2. 5/6-6	360740 @ ISSUE 3	2-3-1-3. 9/10-40
350556	2-3-1-9. 7-28	360981	2-3-1-4. 5/6-8
350863	2-3-1-8. 7/8-21	360983	2-3-1-4. 5/6-10
355149	2-3-1-2. 3/4-5	361129	2-3-1-3. 7-29
355176	2-3-1-3. 7-21	361296 @ ISSUE 1/2	2-3-1-3. 9/10-41
355177	2-3-1-3. 7-22	361610	2-3-1-2-1. 3/4-2
355607	2-3-1-8. 5-4	361613	2-3-1-2-1. 3/4-1
358135	2-3-1-9. 7-14	361712	2-3-1-4-2. 3/4-2
358693	2-3-1-3. 5-12	361871	2-3-1-2. 5/6-15
358701	2-3-1-8. 5-9	362013	2-3-1-3. 5-2
358852	2-3-1-9. 7-24	362215	2-3-1-3. 9/10-42
359401	2-3-1-3. 5-15	362220	2-3-1-3. 9/10-39
359423	2-3-1-9. 9/10-38	362239	2-3-1-3-1. 3/4-2
359536	2-3-1-6-1. 3/4-9	362306	2-3-1-8. 7/8-16
359537	2-3-1-6-1. 3/4-10	362373	2-3-1-10-3. 3/4-9
359672	2-3-1-3. 7-23	362660	2-3-1-4-1. 3/4-3
359673	2-3-1-3. 7-24	362706	2-3-1-7-1. 3/4-2
359929	2-3-1-2-2. 3/4-7	362997	2-3-1-10-3. 3/4-13
359981	2-3-1-3-1. 3/4-4	363063	2-3-1-1. 5/6-11
360092	2-3-1-10. 5/6-2	363064	2-3-1-1-1. 3/4-3
360092	2-3-1-10-1. 5/6-25	363064	2-3-1-8. 5-10
360669	2-3-1-2. 5/6-14	363065	2-3-1-2. 5/6-9
360670	2-3-1-2. 5/6-14	363065	2-3-1-9. 9/10-36
360704	2-3-1-3. 5-8	363128	2-3-1-3-1. 3/4-16

INDEX OF PART NUMBERS/DRAWING NUMBERS

Part No./Drawing No.	Chapter, Page and Item No.	Part No./Drawing No.	Chapter, Page and Item No.
363129	2-3-1-3-1. 3/4-11	479-100	2-2. 5/6-8
363206	2-3-1-3-1. 3/4-14	507-2-N-S	2-3. 5-20
363248	2-3-1-7-1. 3/4-3	525N	2-4. 5-30
363249	2-3-1-7-1. 3/4-7	527M	2-5. 7-3
363250	2-3-1-7-1. 3/4-2	5403-81 4-40	2-4. 5-3
363686	2-3-1-2. 5/6-13	5403-81 4-40	2-4. 7/8-46
363804	2-3-1-8. 7/8-18	54245339	2-3-1-5-1. 3/4-8
363831	2-3. 7-12	54291892	2-3-1-5-1. 3/4-3
363831	2-3-1-4-2. 3/4-1	54292192	2-3-1-5-1. 3/4-4
363844	2-3-1-3. 5-9	54292698	2-3-1-5-1. 3/4-7
363921	2-3-1-7. 5/6-4	54293252	2-3-1-5. 5/6-1
364533	2-3-1-3. 5-10	601-38360	2-3-1-10-2. 3/4-9
364670	2-3-1-10-3. 3/4-11	60600913	2-3-1-5-1. 3/4-6
364671	2-3-1-8. 7/8-17	60600914	2-3-1-5-1. 3/4-9
364700W	2-3-1-8. 5-11	60600916	2-3-1-5-1. 3/4-10
364709	2-3-1-8. 5-12	60600960	2-3-1-5-1. 3/4-1
364796	2-3-1-4-1. 3/4-4	60600961	2-3-1-5-1. 3/4-2
364963	2-3-1-6. 5/6-2	616/1608	2-2-1-10-3. 3/4-12
364964	2-3-1-3-1. 3/4-5	6357P	2-3-2. 5/6-4
365150	2-3-1-10-2. 3/4-2	64-074-009-1000	2-3-1-10-4. 3/4-10
365229	2-3-1-9. 7-29	671120	2-3-1-7. 5/6-6
365229	2-3-1-10-2. 3/4-8	70-446	2-5. 9/10-25
365312	2-3-1-10-2. 3/4-5	70D 1501	2-3. 5-37
366-07028	2-3-1-7. 5/6-2	714010	2-3-1-10-5. 3/4-4
366-07188	2-3-1-7. 5/6-3	716601	2-3-1-10-5. 3/4-5
367870	2-3-1-2-2. 3/4-2	7411	2-4. 7/8-52
393015	2-3-1-8. 7/8-20	744030	2-3-1-8. 7/8-24
393103	2-3-1-8. 7/8-15	746028	2-3-1-3. 9/10-37
393204	2-3-1-4. 5/6-9	746028	2-3-1-7-1. 3/4-6
406665	2-3-1-8. 5-1	746028	2-3-1-9. 5-10
406829	2-3-1-9. 7-31	747102	2-3-1-2. 5/6-11
425TG	2-1. 5/6-10	747105	2-3-1-1. 5/6-8
459L	2-5. 9/10-26	752025	2-3-1-4. 5/6-13
47-11-2 @ 12MM	2-3-1-10-4. 3/4-12	752645	2-3-1-9. 7-16

INDEX OF PART NUMBERS/DRAWING NUMBERS

Part No./Drawing No.	Chapter, Page and Item No.	Part No./Drawing No.	Chapter, Page and Item No.
752645	2-3-1-9. 7-26	786078	2-3-1-4. 5/6-15
752648	2-3-1-9. 7-20	786079	2-3-1-5. 5/6-5
752670	2-3-1-5. 5/6-6	786079	2-3-1-6. 5/6-6
754003	2-3-1-1. 5/6-6	786079	2-3-1-6-1. 3/4-6
754005	2-3-1-3-1. 3/4-8	786603	2-3-1-3-1. 3/4-10
754008	2-3-1-2-2. 3/4-5	790112	2-3-1-2. 5/6-5
754008	2-3-1-3. 5-5	792002	2-3-1-1. 5/6-9
754030	2-3-1-10-2. 3/4-4	792003	2-3-1-4. 5/5-5
754058	2-3-1-2-3. 3/4-3	792011	2-3-1-1. 5/6-3
754184	2-3-1-4. 5/6-2	792011	2-3-1-8. 5-6
762609	2-3-1-3. 5-18	7973003	2-3-1-10-3. 3/4-1
762630	2-3-1-5. 5/6-3	7984314	2-3-1-10-3. 3/4-2
762631	2-3-1-6-1. 3/4-4	830791	2-3-1-7. 5/6-5
762633	2-3-1-3. 7-20	831026	2-3-1-10-3. 3/4-6
762633	2-3-1-6. 5/6-4	833027	2-3-1-10-3. 3/4-10
77201	2-3-1-5-1. 3/4-5	843103 @ ISSUE 5	2-3-1-4-1. 3/4-7
774122	2-3-1-3. 5-16	843104	2-3-1-4-1. 3/4-5
774122	2-3-1-3. 7-31	843104	2-3-1-4-2. 3/4-3
774137	2-3-1-9. 5-5	843105 @ ISSUE 5	2-3-1-4-2. 3/4-4
775160	2-3-1-3. 7-19	843105 @ ISSUE 5	2-3-1-9. 9/10-32
784203	2-3-1-1. 5/6-10	844312	2-3-1-8. 5-8
785011	2-3-1-4. 3/4-3	86-11-6	2-3. 7-25
785012	2-3-1-2. 5/6-10	8A62A-B28-A/20/R51	2-4. 7/8-38
785612	2-3-1-2-2. 3/4-9	91000T1	2-4. 7/8-41
785612	2-3-1-7-1. 3/4-5	91000T-342	2-4. 7/8-42
785612	2-3-1-9. 5-11	91000T355-3	2-4. 7/8-40
785612	2-3-1-9. 7-27	9524	2-5. 9/10-8
785613	2-3-1-4. 5/6-6	95710	2-3-1-10-3. 3/4-3
785613	2-3-1-5. 5/6-7	9750-0780	2-3. 7-18
785613	2-3-1-8. 7/8-22	A102013/4	2-4. 5-6
785622	2-3-1-9. 7-15	AB-PC-0065-18-0000-15	2-5. 7-26
785622	2-3-1-10-2. 3/4-3	AB-PC-0065-22-0000-15	2-5. 7-22
785632	2-3-1-6-1. 3/4-5	AB-PC-0095-18-0000-15	2-5. 7-27
786029	2-3-1-10. 5/6-3	AB-PC-0095-22-0000-15	2-5. 7-23

INDEX OF PART NUMBERS/DRAWING NUMBERS

Part No./Drawing No.	Chapter, Page and Item No.	Part No./Drawing No.	Chapter, Page and Item No.
AB-PC-2000-18-03SN-00	2-5. 7-25	BS1768PLHXUN0.250 STOONO	2-3-1-3. 7-26
AB-PC-2000-22-04SN-00	2-5. 7-24	BS 1981	2-3. 5-34
ACB 120	2-3. 7-2	BS 1981	2-3. 7-20
ACF 1206/00B	2-4. 7/8-43	BS 1981	2-4. 5-5
AD2	2-3-1-6-1. 3/4-11	BS 1981	2-4. 5-19
AGS 1186B	2-3. 5-5	BS 1981	2-4. 5-21
AGS 1186B	2-3. 5-7	BS 1981	2-4. 5-24
AGS 2050-429	2-3. 5-19	BS 1981	2-4. 5-25
AGS 2059-524	2-4. 5-9	BS 1981	2-4. 7/8-48
AGS 2059-524	2-4. 5-16	BS 1981	2-5. 5-4
AGS 2065-409	2-4. 5-7	BS 1981	2-5. 7-19
AGS 2065-409	2-4. 514	BS 1981	2-5. 7-21
APL-1-1-66-153	2-5. 7-3	BS1981HXEXUN0.190 STOOZN	2-3-1-3-1. 3/4-12
APL-1-1-66-153	2-5. 7-4	BS1981HXEXUN0.190X012 STOOOX	2-3-1-3-1. 3/4-13
APL-1-1-66-303	2-5. 7-2	BS1981HXEXUN0.318X008 STOOZN	2-3-1-3-1. 3/4-9
APL-1-1-66-303	2-5. 7-5	BS1981PNCRUN0.190X00 8 STOOZN	2-3-1-2. 5/6-4
APL-1-1-66-503	2-5. 7-1	BS2740FLSOUN0.250X012 STOOOX	2-3-1-3-1. 3/4-15
APL13-28646-1	2-5. 7-17	BS 3410	2-3. 5-22
BS 1768	2-3. 7-29	BS 3410	2-3. 5-29
BS 1768	2-3. 5-21	BS 3410	2-3. 5-33
BS 1768	2-3. 5-24	BS 3410	2-3. 5-35
BS 1768	2-3. 5-26	BS 3410	2-3. 7-21
BS1768HXEXUN0.250X012 STOOZN	2-3-1-3. 7-35	BS 3410	2-3. 7-24
BS1768HXEXUN0.312X012 STOOZ180077	2-3-1-22. 3/4-8	BS 3410	2-3. 7-27
BS1768PHLXUN0.312 STOOZN	2-3-1-10. 5/6-4	BS3410FT0.312RD0.622 STOOZN	2-3-1-3. 9/10-38
BS1768PHLXUN0.312 STOOZN @ FIG 6	2-3-1-5. 5/6-4	BS3410FTOO002RD0.388 STOOZN	2-3-1-10-5. 3/4-6
BS1768PHLXUN0.312 STOOZN @ FIG 6 G	2-3-1-6. 5/6-5	BS 3692	2-3. 5-16
BS1768PHLXUN0.312 STOOZN @ FIG 6 G	2-3-1-6-1. 3/4-3	BS 4464	2-2. 5/6-2
BS1768PLHX0.0250 STOOZN	2-3-1-3. 5-17	BS 4929 PART 1	2-2. 5/6-5

INDEX OF PART NUMBERS/DRAWING NUMBERS

Part No./Drawing No.	Chapter, Page and Item No.	Part No./Drawing No.	Chapter, Page and Item No.
BS 5315	2-3. 5-16	FPY 40 B	2-3-1-7. 5/6-7
BS 5315	2-3. 5-39		
BS 5315	2-3. 7-16	FT/A0-218094	2-3. 5-1
BS 856	2-2. 5/6-1	FT/A0-218094	2-3-1-10-4. 3/4-1
BS SP 122A	2-4. 5-4	FT-A3-21592	2-3. 5-3
BS SP 122A	2-4. 7/8-47	FT-A3-21812	2-3. 5-2
BS SP 122B	2-4. 5-26	FT-A3-21812	2-3-1-10-4. 3/4-2
BS SP 122D	2-5. 7-20	FT-A3-21829	2-3-1-10-4. 3/4-3
BS SP47B	2-4. 5-20	FTDO086-11-6	2-3. 7-28
BS SP81-505	2-2. 5/6-9	G/WIRE/P-20M	2-4. 5-10
BY255	2-3-2. 5/6-20	GP3	2-2. 5/6-6
CECC 40201-002	2-4. 7/8-39	GS1843L	2-3-1-8. 5-2
CM 32	2-4. 5-31	GT551004	2-5. 9/10-9
CO-66-27	2-3-1-10-2. 3/4-6	HSA 25	2-5. 9/10-14
CU 6710A	2-4. 5-34	HSA 25	2-5. 9/10-17
CU 6711B	2-3. 9/10-11	IE/B/59367	2-6. 5/6-1
D6967	2-5. 9/10-21	K703/K048	2-3. 9/10-2
DC375064	2-5. 9/10-16	K703/K049	2-3. 9/10-3
DCA/ACM/140	2-3. 5-38	LE 1400-2	2-3. 7/5a
DEF STAN 59-35PT7	2-5. 7-18	LPL34-UBR5H	2-4. 5-32
DIN 6797	2-4. 7/8-35	LS7-BE-W-Red	2-4. 5-29
DS 23444	2-3. 9/10-5	LS9-EW9	2-4. 5-27
DS 23444	2-5. 9/10-2	MEXE309753-7	2-6. 5/6-2
DS 23727	2-3. 9/10-8	MF 1000-06	2-5. 9/10-4
DS 23727	2-5. 9/10-3	MR811	2-5. 9/10-15
DS 23838	2-5. 9/10-1	MT3E	2-3. 5-17
E1E11S 38 AC	2-1.5/6-11	NW5/32W4	2-3-1-10-1. 5/6-24
ELS-240/30	2-5. 9/10-20	OS.5	2-3-1-9. 9/10-38
ESC63C-26A	2-3. 9/10-10	P10199A	2-3. 7-11
FP/D129/19/1802	2-3-1-4. 5/6-7	P3-71622	2-4. 5-33
FPY 40 B	2-3. 5-40	P3-71622	2-5. 7-7
FPY 40 B	2-3. 7-14	PL506/2	2-3. 5B-46
FPY 40 B	2-3. 7-15	PPX106-11-6	2-3. 5-36
FPY 40 B	2-3. 7-17	PPX106-11-6	2-3. 7-22

INDEX OF PART NUMBERS/DRAWING NUMBERS

Part No./Drawing No.	Chapter, Page and Item No.	Part No./Drawing No.	Chapter, Page and Item No.
PT4922-2-821181-009	2-4. 7/8-56	TL800-7	2-4. 5-13
PTD126-11-6	2-3. 5-23	TL802-2	2-5. 7-28
PTD126-11-6	2-3. 5-28	TL803B	2-4. 5-12
PTO7SE-20-41P	2-4. 5-22	TL803B	2-5. 7-29
QI 250	2-3. 7-5	TYPE W23. 2K	2-5. 7B-31
R 18733-1	2-3. 5-27	V13C-F04342	2-3. 7-8
R44 00015 ST D12000	2.5. 9/10-27	V13C-F04343	2-3. 7-9
R44 0003000006000	2-4. 5-18	W8	2-5. 7B-30
R44 0003000012000	2-5. 9/10-12	WTB 111527 PART 2	2-3. 5B-47
R604	2-3-1-10-2. 3/4-7	XT1.80	2-5. 9/10-10
R604	2-3-1-10-4. 3/4-11	Z 250 E	2-3. 9/10-7
RA257	2-4. 7/8-54	Z 250 E	2-5. 9/10-4
RA717	2-5. 9/10-29	Z 501	2-3-2. 5/6-10
RB2517	2-4. 7/8-55	Z 504	2-3-2. 5/6-5
RF 4U	2-3. 7-4	Z 507	2-3-2. 5/6-11
RP125-0687-7-6	2-3-1-3-1. 3/4-6	Z 508	2-3-2. 5/6-12
S204-5Z	2-3. 5-32	Z 509	2-3-2. 5/6-1
SAE100R6 1/4 BORE	2-3. 5-15	Z 513	2-3-2. 5/6-15
SGT25-40/13	2-3-1-7. 5/6-8	Z 514	2-3-2. 5/6-16
SP93/C28	2-3-2. 5/6-7	Z 515	2-3-2. 5/6-17
SPDT18-21-PFOM/1	2-6. 5/6-4	Z 519	2-3-2. 5/6-14
SPDT22-2-PFOM/1	2-6. 5/6-3	Z 523	2-5. 9/10-18
SSML7-3	2-3-1-8. 5-14	Z 525	2-3-2. 5/6-8
STYLE FX	2-4. 7/8-62	Z 527	2-3-2. 5/6-21
T 13/4-725 (FLANGE)	2-4. 5-28	Z 528	2-3-2. 5/6-9
T 13/4-725 (FLANGE)	2-4. 5-28	Z 570	2-3-2. 5/6-6
T 21-YA-100KB-07	2-4. 7/8-37	Z 571	2-5. 9/10-19
T575-0032-0048-0032-0048	2-4. 5-17	Z 580	2-3-2. 5/6-3
T575-0032-0048-0032-0048	2-5. 5-3	Z 581	2-3-2. 5/6-13
TB 9018 KIT	2-3. 5-8	ZL 17 F	2-3. 9/10-6
TB 9018/000	2-3-1-10-4. 3/4-8	ZL 17 F	2-5. 9/10-5
TL-100-4	2-4. 5-15		
TL-100-5	2-4. 5-8		
TL100AX	2-2. 5/6-7		

Annex A
AESP FORM 10

This proformer should be retained in this publication. When required for use, reproduce locally.

COMMENT ON AESP

TO: ARMY SCALING & CATALOGUING AUTHORITY FROM: (Senders name & address)
HA HA ROAD
WOOLWICH
LONDON SE18 4QF

Senders's Reference Tel No

Date

Title of AESP GENERATOR SET DIESEL ENGINE DRIVEN 4.5KW (5.6 kVA) 240V AC
SINGLE PHASE, 50 Hz
COMMENT

Signed:

TO :
.....
.....

FROM: ASCA
HA HA ROAD
WOOLWICH
LONDON SE18 4QF

Thank you for commenting on AESP. 6115-G-350-711

*Action is being taken to:

*(i) Revise the AESP

*(ii) Amend the AESP

* No action is considered necessary for the following reasons :

*Delete as necessary

Signed:

Date: